

OSE, TSE: 6594
NYSE: NJ
<http://www.nidec.co.jp/english/>



Fiscal First-half 2010 Financial Results

Six Months Ended September 30, 2010 (U.S. GAAP)



October 27, 2010

Nidec Corporation

This presentation material and our statements made during the Meeting regarding the Nidec Groups' financial results contain forward-looking statements including expectations, judgement, plans, and strategies. The forward-looking statements are based on management's assumptions and belief in light of the information currently available. Certain risks, uncertainties and other factors could cause actual results to differ materially from those discussed in the forward-looking statements. Such factors include, but are not limited to: fluctuation of currency exchange rates, overall supply and customer demand in the motor industry, product development and production capabilities, performance of affiliated companies, and other risks and uncertainties. Nidec undertakes no obligation to update forward-looking statements to reflect events or circumstances that occur after the date the forward-looking statements are made.

Summary of 1H/FY2010

- **Record Six-month Operating Income of 51.5bn yen.**
- **Financial Base for Mid-term Growth Bolstered by 100bn Euro Yen CB Issue.**
- **Global Strategic Fundamentals Complete with Acquisition of Emerson's EMC business, Providing Upside to Full-year Sales Guidance*.**

* Upward Revision on FY2010 Sales Guidance to 700bn yen (from 660bn yen).

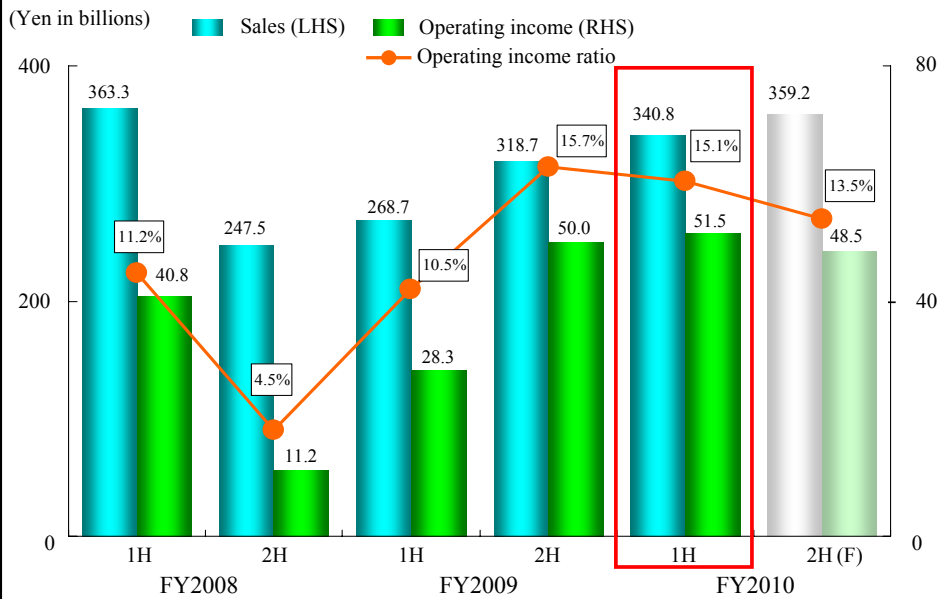
Consolidated Profit/Loss

(Yen in millions)	1H/FY2009	1H/FY2010	Change (%)	FY2010 Forecast
Net Sales	268,743	340,791	+26.8%	700,000
Operating Income	28,321	51,522	+81.9%	100,000
Operating Income Ratio	10.5%	15.1%		14.3%
Income before Tax	22,474	41,293	+83.7%	95,000
Net Income	13,788	27,014	+95.9%	63,000
EPS	98.99	193.94	+95.9%	452.29
FX (Yen/US\$) Ave.				
Average---	95.49	88.95	-6.8%	80.00
Term-end---	90.21	83.82	-7.1%	

Nitec -All for dreams-

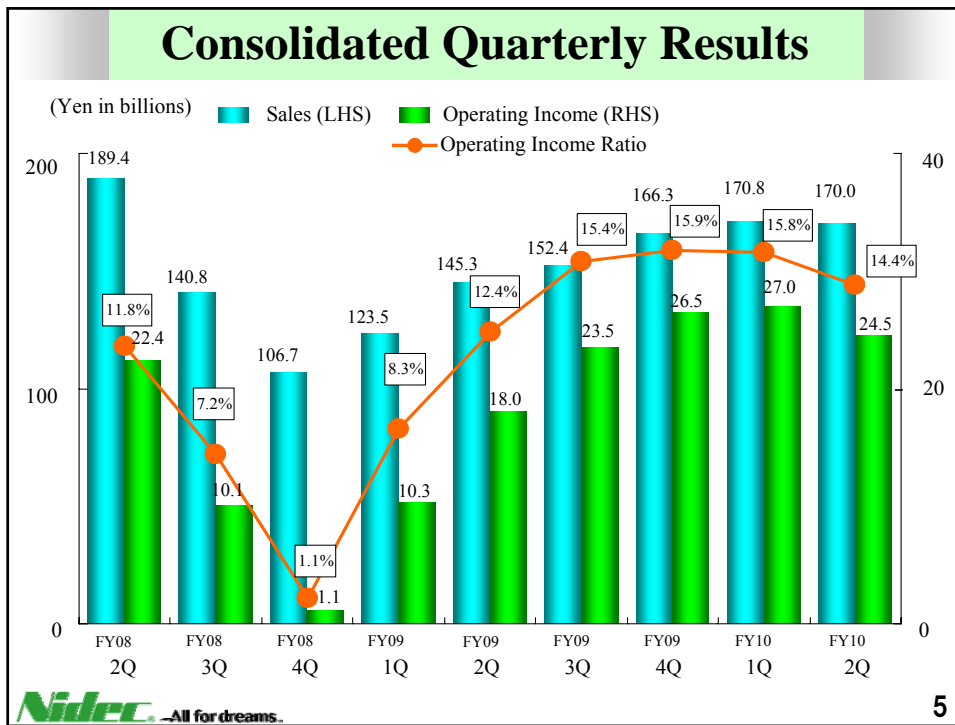
3

Consolidated Sales and Operating Income

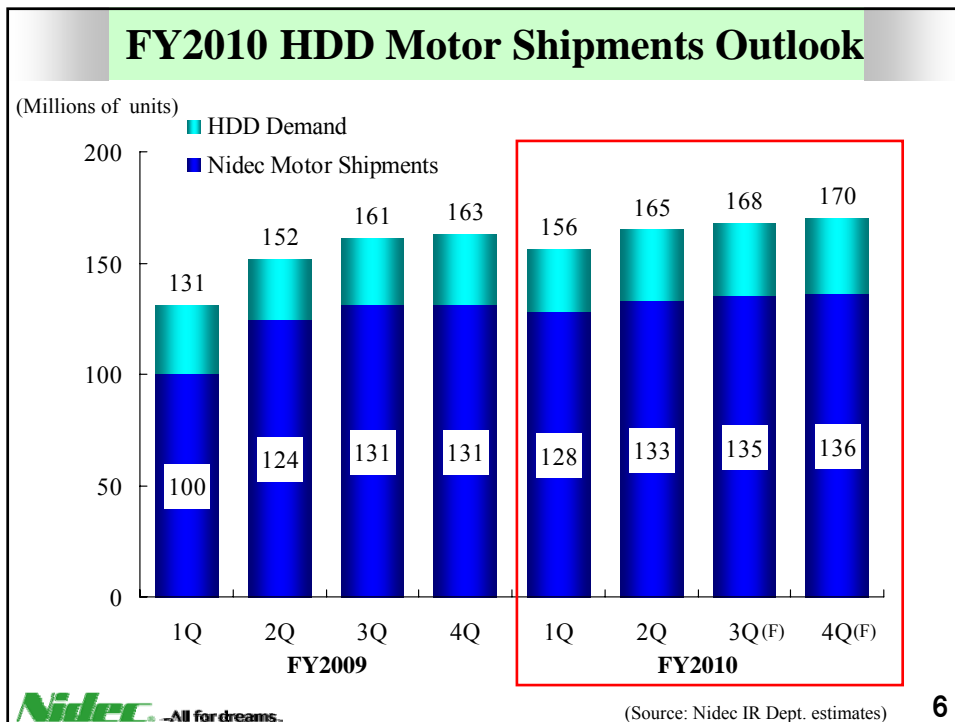


Nitec -All for dreams-

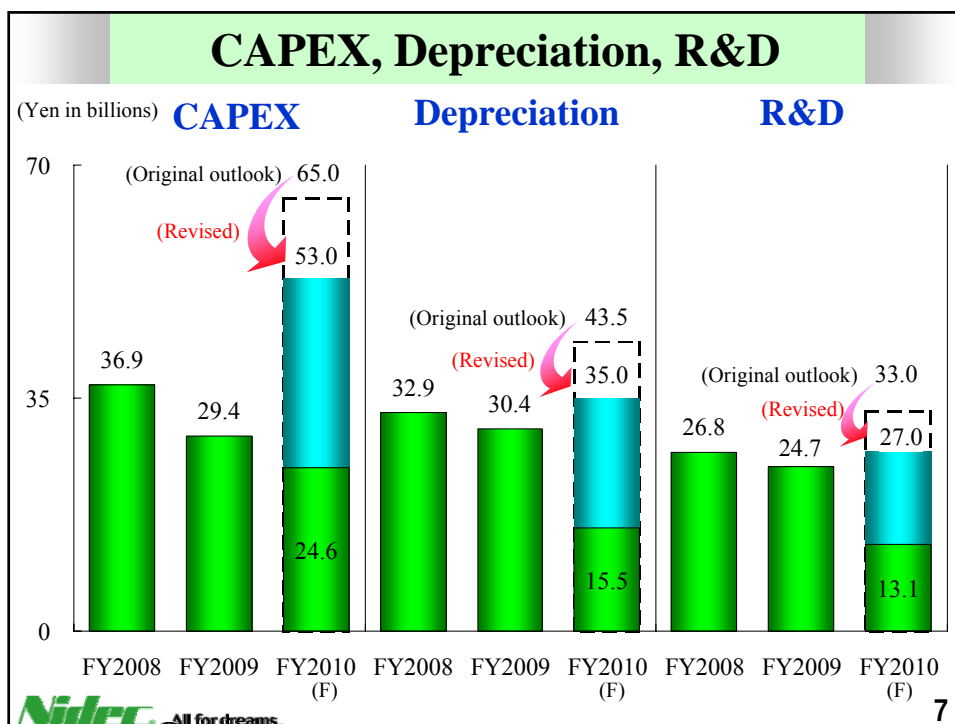
4



5



6



Listed Subsidiaries' Profit Performance

Yen in millions	1H FY2010 OP			FY2010 OP Guidance	
	OP (Actual)	Previous Guidance	Achy. Rate	OP (Forecast)	Progress
Nidec Sankyo	6,540	5,700	115%	11,200	58%
Nidec Copal	4,818	4,100	118%	9,000	54%
Nidec Tosok	1,932	1,860	104%	4,560	42%
Nidec Copal Electronics	2,613	2,000	131%	4,500	58%
Nidec-Read	1,204	900	134%	2,100 <i>(Revised upward)</i>	57%
Total	17,107	14,560	117%	31,360	55%

*Numbers above are based on the generally accepted accounting standard in Japan.

Nidec -All for dreams.

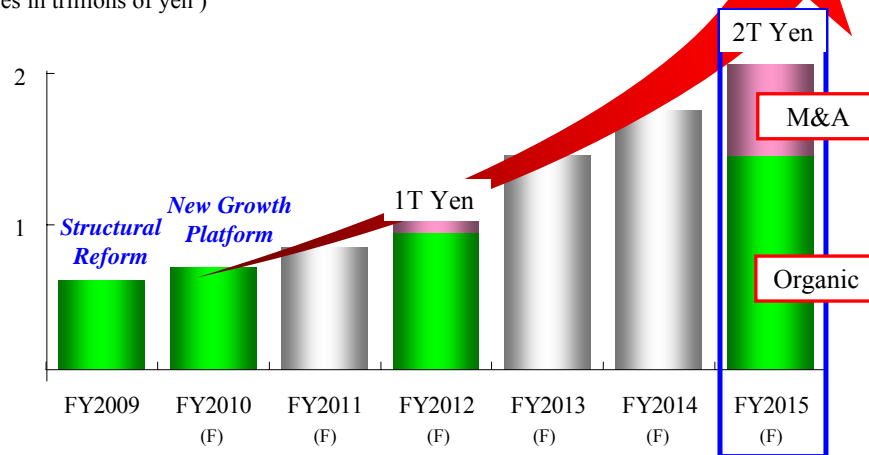
Vision 2015

9

Mid-term Target: *Vision 2015*

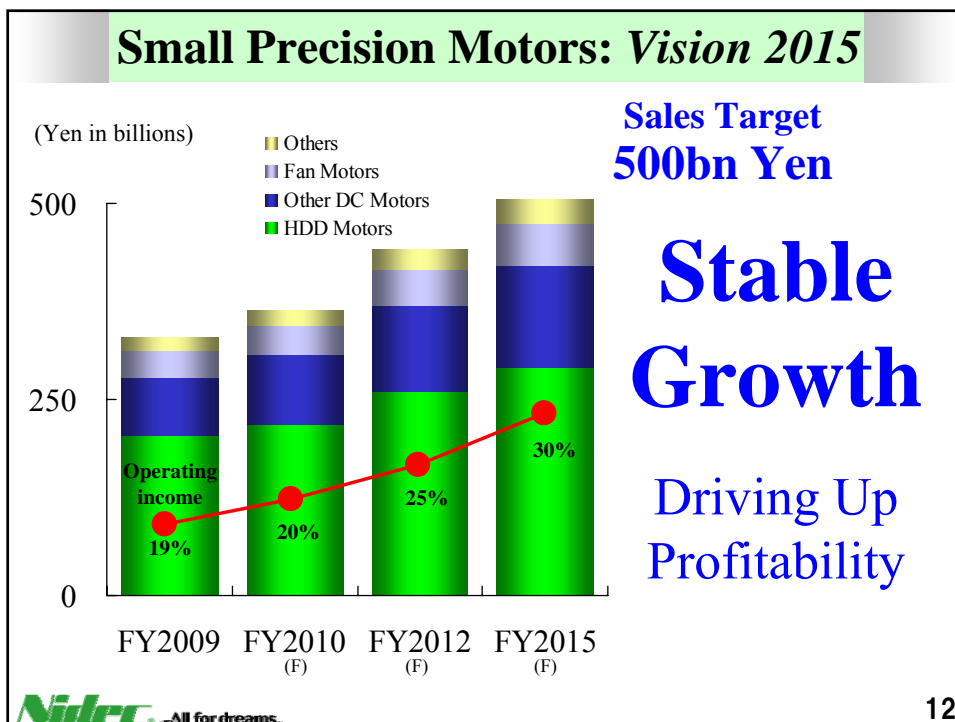
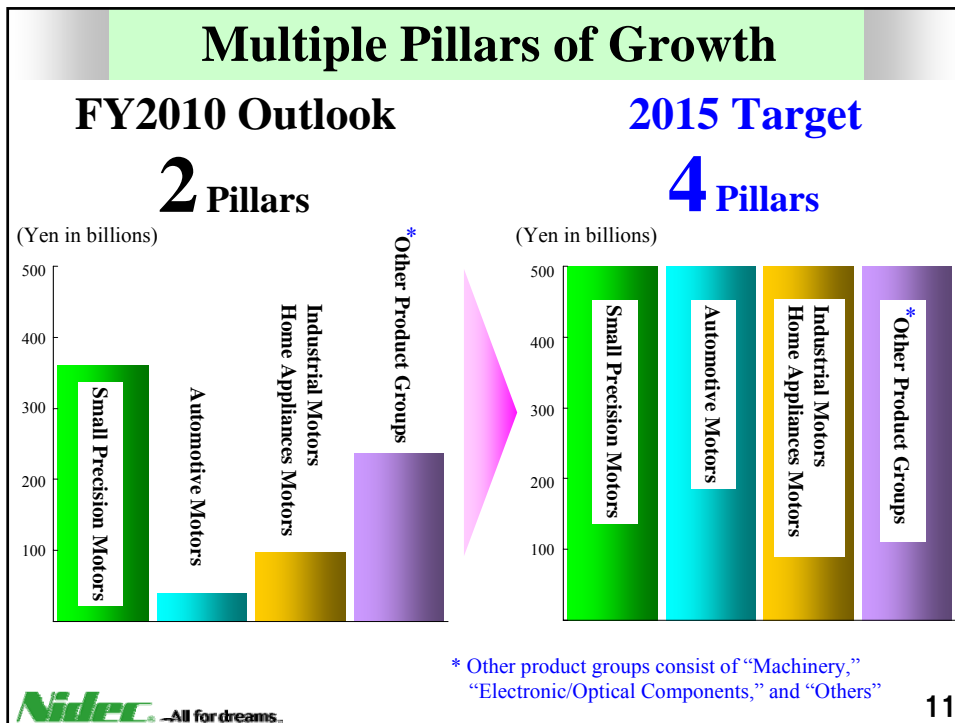
Organic and M&A Growth Re-ignited to Build
Two-Trillion-Yen Enterprise Group

(Sales in trillions of yen)



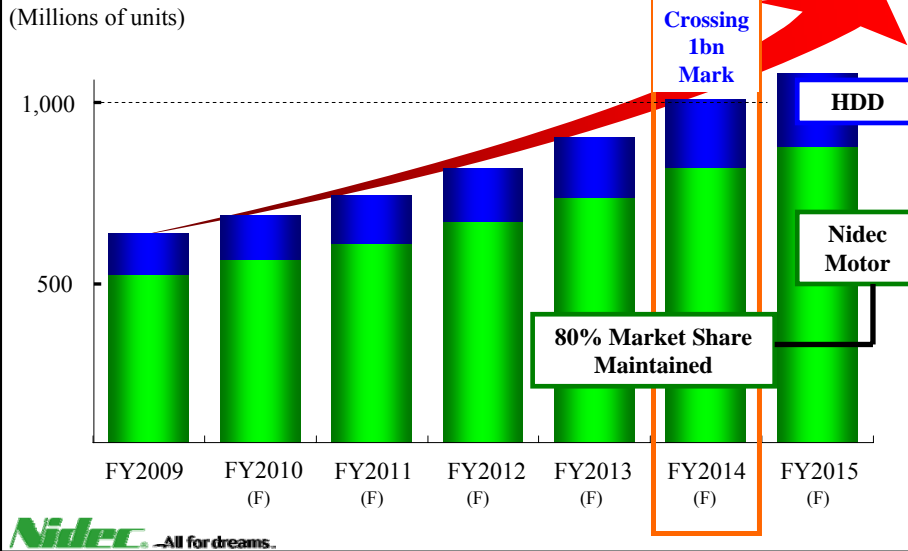
Nidec -All for dreams-

10



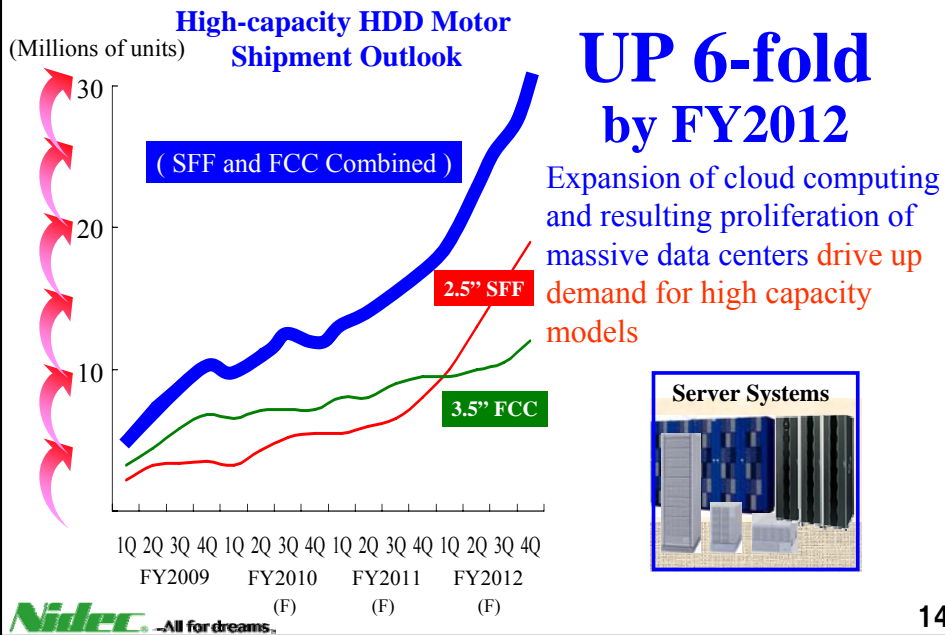
HDD Motor Demand Trend

HDD Demand Exceeding One Billion Units in FY2014



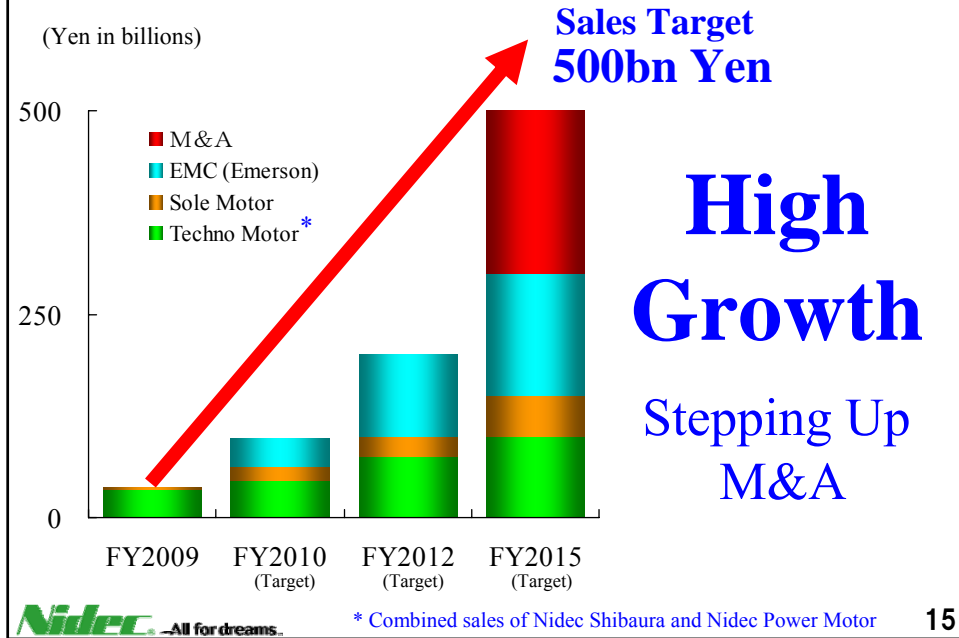
13

High-capacity HDD Motor Shipments



14

Household/Industrial Motors: *Vision 2015*



Stepping Up M&A

U.S. Emerson's EMC* Operations

EMC (America) and Sole Motors (Europe) form a strong international network to drive sales in the global household/industrial motor markets.



Titan Vertical High Thrust Motor (5,000 HP)



All Stainless Steel Washdown Motor (2 HP)



API 547 Horizontal Motor (1,000 HP)



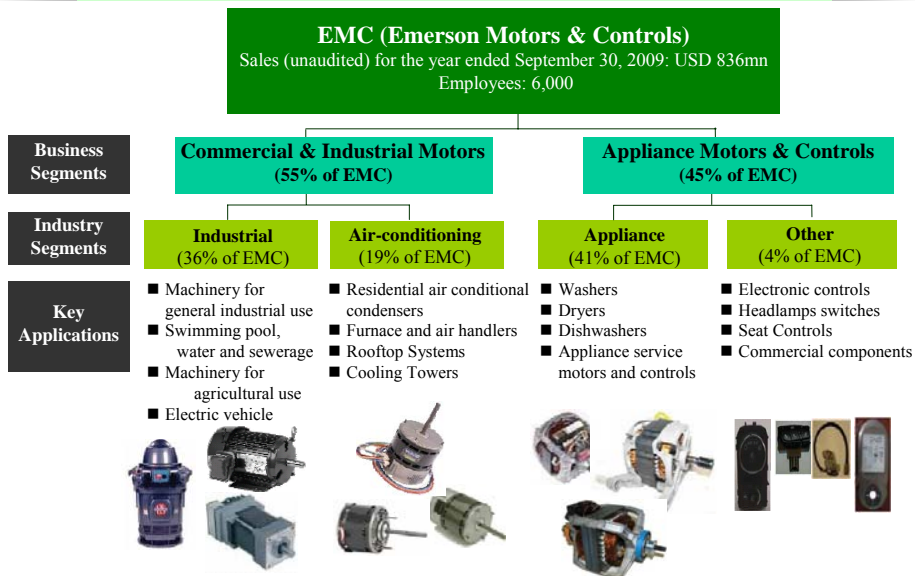
Vertical Hollow Shaft Motor (500 HP)

Nidec -All for dreams-

* Emerson Motors and Controls

16

Overview of Emerson's EMC* Business



Nidec -All for dreams-

* EMC: Renamed Nidec Motor Holdings Corporation on September 30, 2010.

New Trends in Vehicle Electrification

EMC*¹ Drives Rollout to Industrial Electric Vehicles

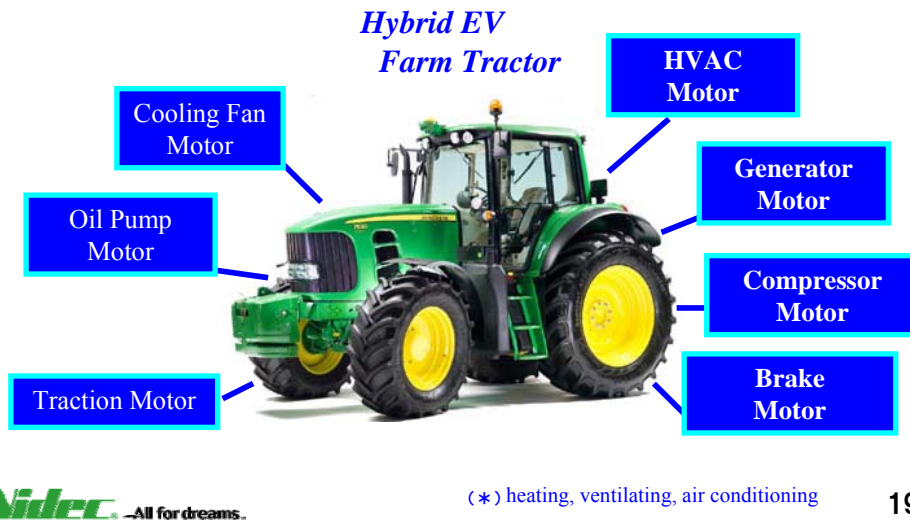
	Applications	Motor Technology	High-volume Mfg. Startup
	EV	IPM* ²	In production
	Bus/Truck	IPM	2011
	Heavy machinery	SR* ³	2012
	Farm Tractor	SR	2013

*1 EMC was renamed Nidec Motor Holdings Corporation on September 30, 2010.
 *2 IPM stands for Interior Permanent Magnet motor, a synchronous motor with permanent magnets placed in the interior of the rotor core.
 *3 SR stands for Switched Reluctance motor, which rotates without permanent magnets by utilizing the difference in magnetic reluctance between the stator and rotor poles.

Nidec -All for dreams-

Opportunities Beyond Traction Motors

Synergetic Strength Drives New Market Penetration



19

Household/Industrial Motors Global Strategy

Worldwide Strategic Framework

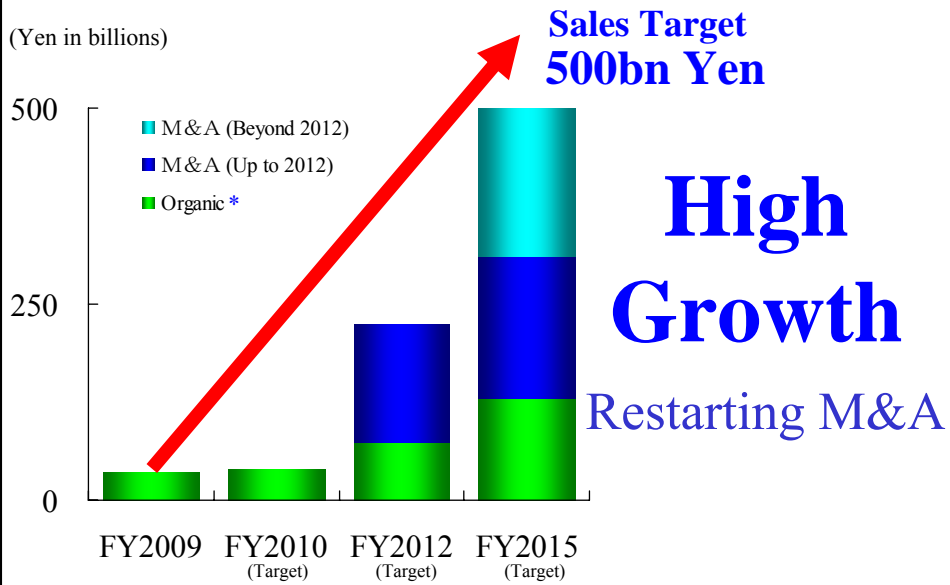
Market regions		America	EU	Asia
Household	Mid-size	Nidec Motor (Formerly Emerson EMC)	Nidec Sole Motor	Nidec Shibaura
	Industrial			Nidec Power Motor
	Large-size			

Expand presence in major untapped markets for Nidec brand motors

20

Automotive Motors: Vision 2015

(Yen in billions)



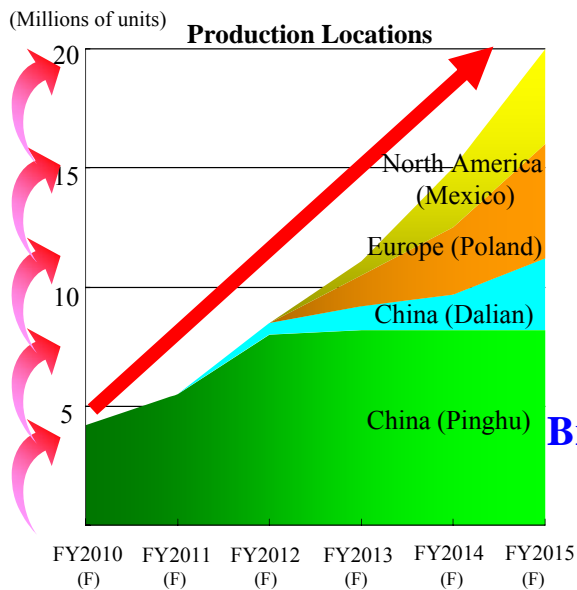
Nidec -All for dreams-

* Combined sales of Nidec (EPS motors, dual-clutch transmission motors, etc.) and Nidec Motors & Actuators

21

EPS Motor Global Rollout

(Millions of units)



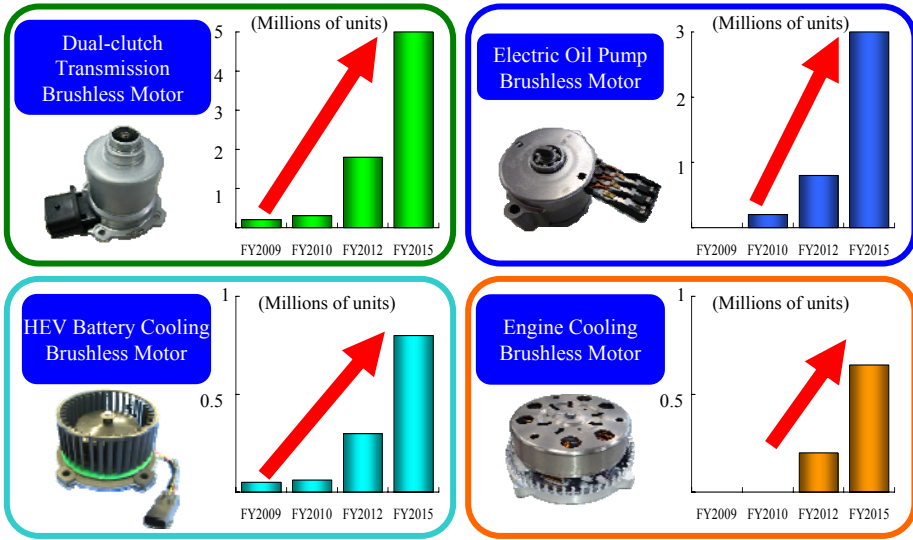
5-fold Rise
in Demand for
Brushless EPS Motors

Nidec -All for dreams-

22

“Brushless Shift” Accelerates in Automotive Motors

4 Key Applications



Nidec - All for dreams.

23

Other Product Groups: Vision 2015



Nidec - All for dreams.

24

Approach to Emerging Market -1

Enter Indian Market



Nidec's first sales foothold to be established in Gurgaon, outskirts of New Delhi, in December 2010.

Nidec Industrial Park planned for construction in 2011 to manufacture motors for **home appliances and automotive applications**.

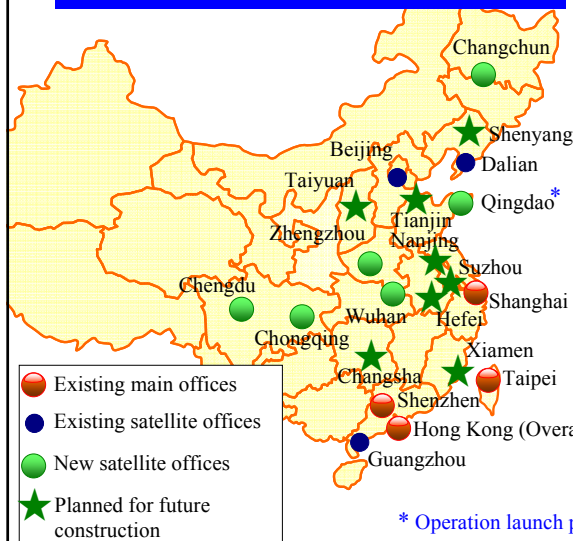
Capture Emerging Demand

Nidec -All for dreams.

25

Approach to Emerging Market -2

Chinese Economic Area



Broaden sales outreach to fast-growing Chinese local manufacturers
(Household/Automotive/IT applications)

* Operation launch planned for December 2010

Nidec -All for dreams.

26

Nidec Motor Tops the World



**Electric Glider Powered by
Nidec Brushless Motors
Won**



2010 F5B World Championship



Pursue world's No.1 in any chosen path

Note: "F5B" is a type of remote control electric model aircraft contest equivalent to the Formula one of auto racing in model airplane competition. The 13th F5B Electric Flight World Championships took place in Muncie, Indiana, USA, from August 19 through August 25, 2010.

Nidec All for dreams.

27

Disclaimer Regarding Forward-looking Statements

This presentation material and our statements made during the Meeting regarding the Nidec Groups' financial results contain forward-looking statements including expectations, judgement, plans, and strategies. The forward-looking statements are based on management's assumptions and belief in light of the information currently available. Certain risks, uncertainties and other factors could cause actual results to differ materially from those discussed in the forward-looking statements. Such factors include, but are not limited to: fluctuation of currency exchange rates, overall supply and customer demand in the motor industry, product development and production capabilities, performance of affiliated companies, and other risks and uncertainties. Nidec undertakes no obligation to update forward-looking statements to reflect events or circumstances that occur after the date the forward-looking statements are made.

About the Front Cover Photo

Featured on the front page of this presentation material is Tokai University's race vehicle gearing up to compete in the "Le Mans Asian Series" to be held at Zhuhai International Circuit in Guangdong, China from November 5 through November 7 this year. The race vehicle has been designed and developed by the Le Mans Project at Tokai University School of Engineering Department of Prime Mover Engineering, and Nidec has started supporting the project as its main sponsor. In line with the project's yet another commitment to bring hybrid vehicle to the "2011 Le Mans," Nidec and Tokai University is now working in tandem on the development of a hybrid vehicle motor.

28



IR Contacts

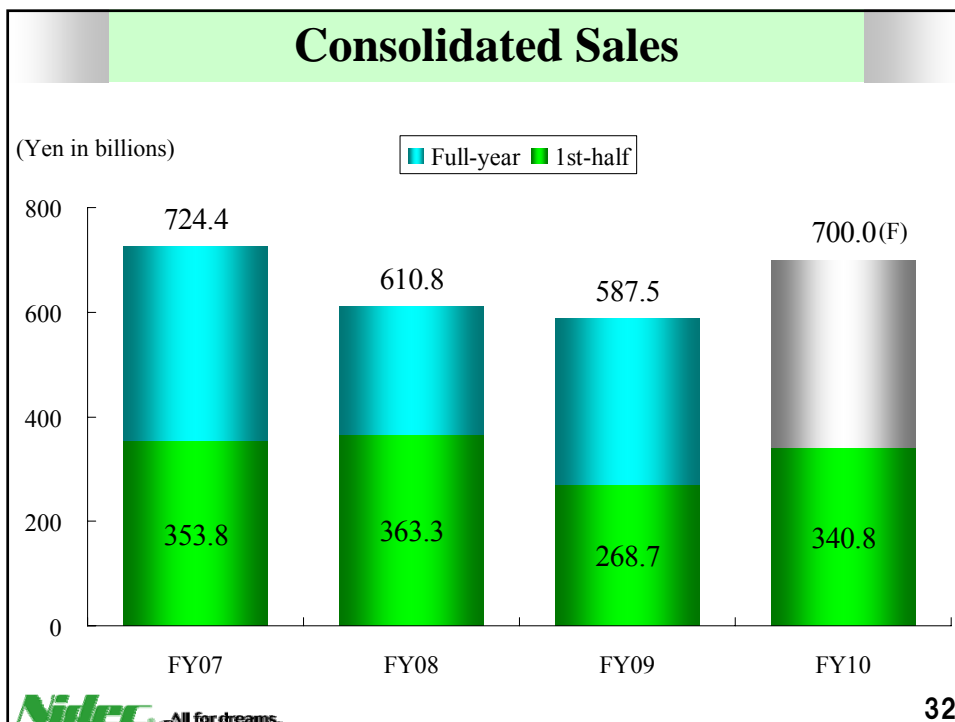
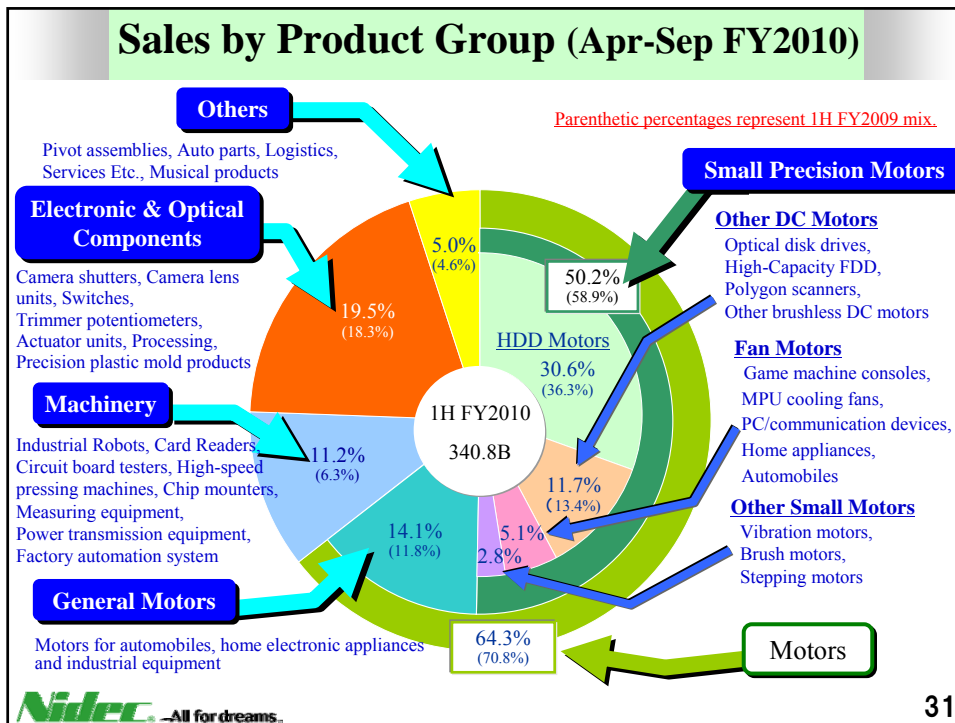
Japan Tel: 075-935-6140
E-mail: ir@jp.nidec.com
U.K. Tel: 44(0)-870-351-7388
E-mail: takagi.shinichi@jp.nidec.com
U.S. Tel: 1-212-703-7988
E-mail: Shinji.yamada@Nidec.com

Nidec logo is a registered trademark or a trademark of Nidec Corporation in Japan, the United States and/or certain other countries.
All for dreams logo is a registered trademark of Nidec Corporation in Japan, and a trademark in the United States and/or certain other countries.

Appendix

Performance Trend & Product Groups Overview

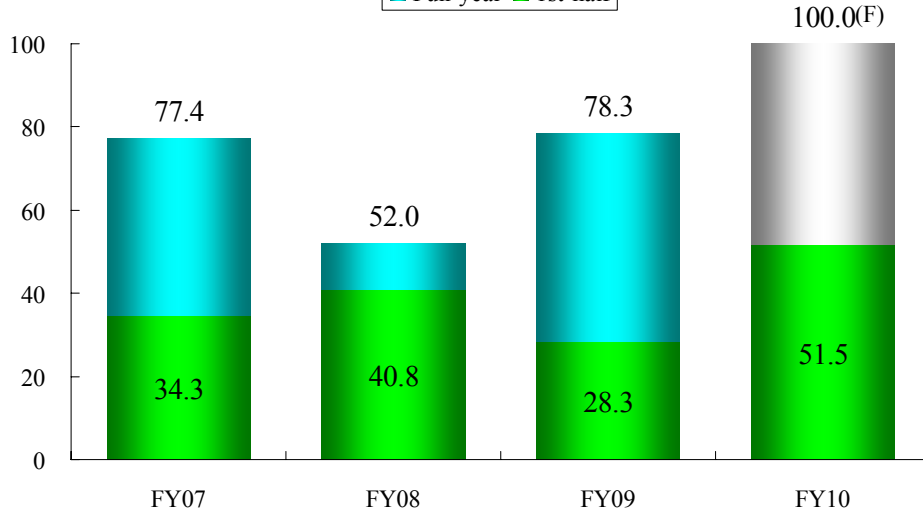
Note: The product group previously classified as “Mid-size Motors” has been renamed “General Motors,” reflecting the inclusion of large-size motor lines of U.S. Emerson’s Motors & Controls operations (acquisition transaction completed on September 30, 2010, EDT).



Consolidated Operating Income

(Yen in billions)

■ Full-year ■ 1st-half



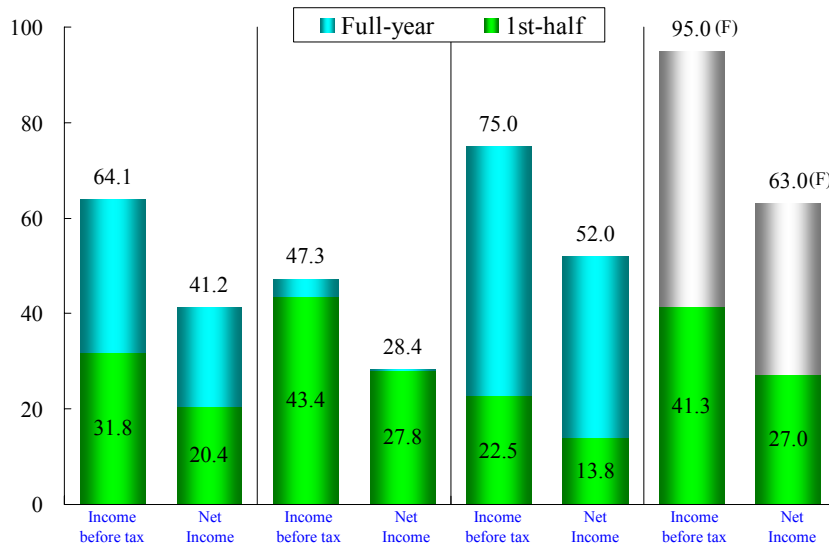
Nidec -All for dreams-

33

Consolidated Income Before Tax & Net Income

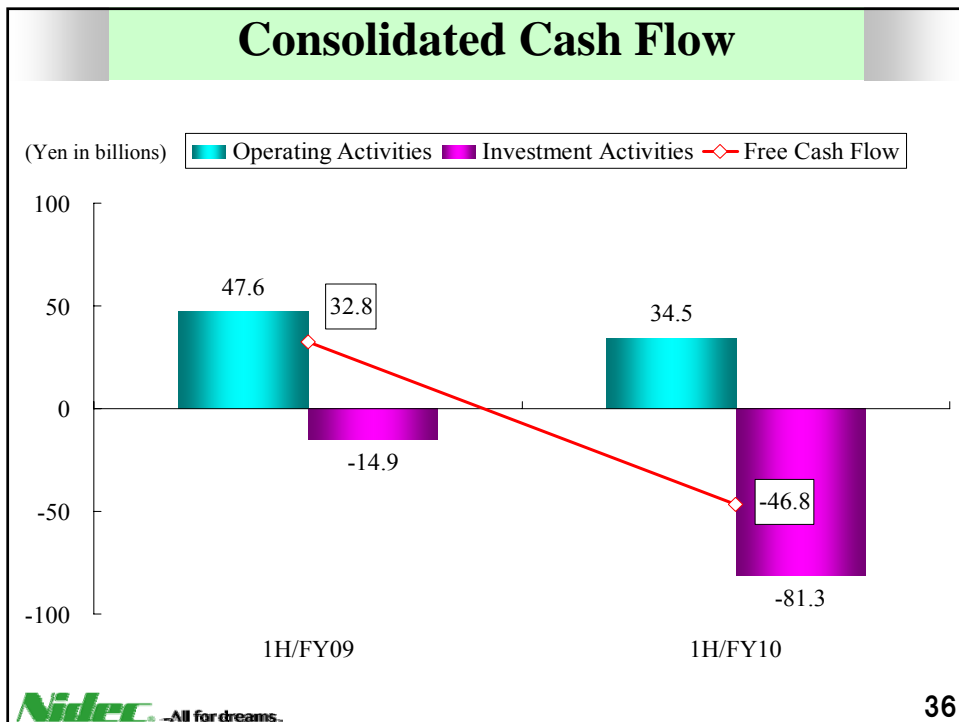
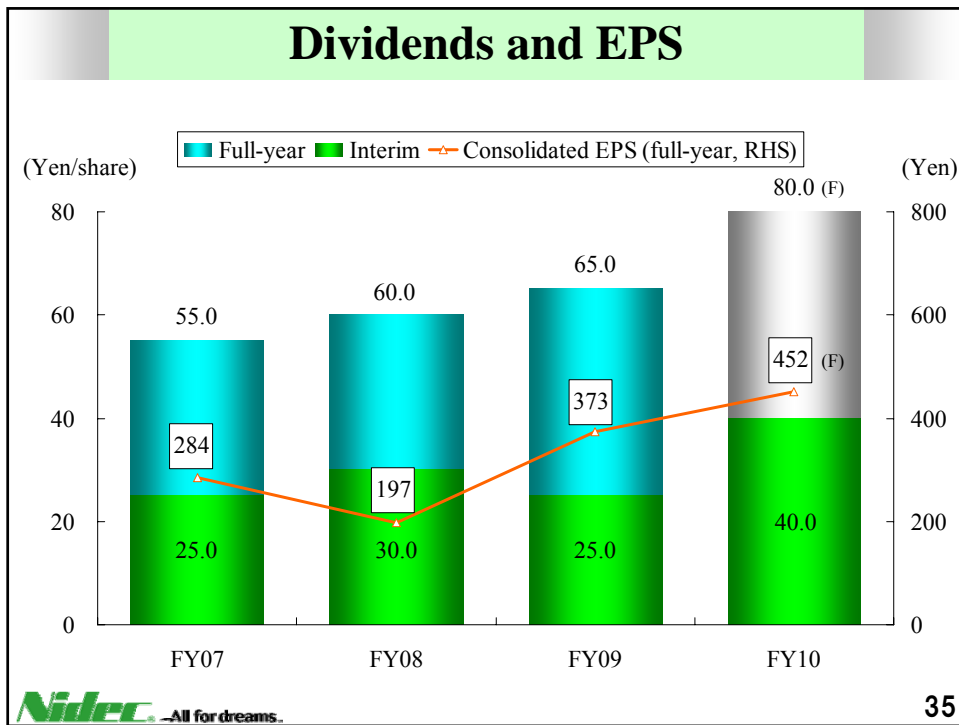
(Yen in billions)

■ Full-year ■ 1st-half



Nidec -All for dreams-

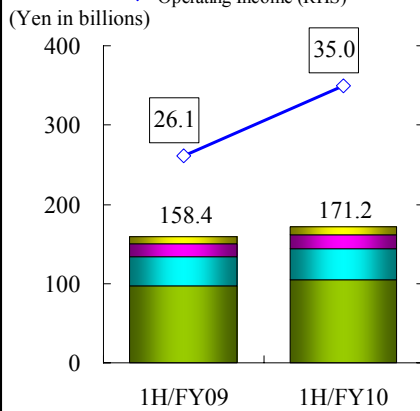
34



Product Groups Overview -1

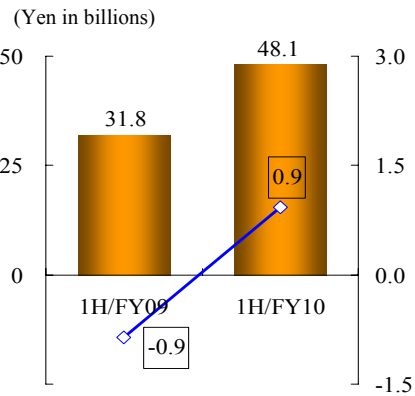
<Small Precision Motors>

- Other Small Motors (sales, LHS)
- Fan Motors (sales, LHS)
- Other DC Motors (sales, LHS)
- HDD Motors (sales, LHS)
- Operating Income (RHS)



<General Motors>

- Net Sales (LHS)
- Operating Income (RHS)



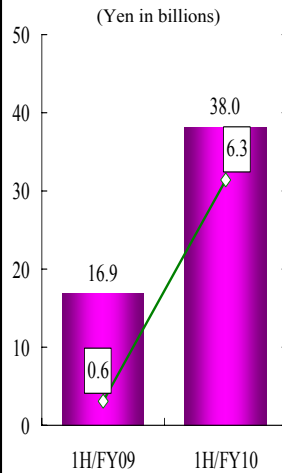
Nidec -All for dreams-

37

Product Groups Overview -2

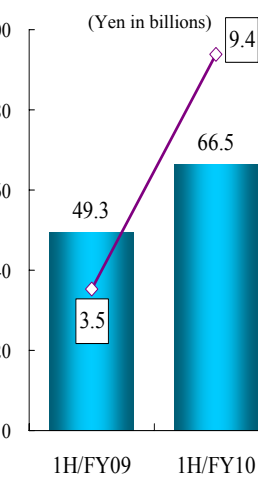
<Machinery>

- Net Sales (LHS)
- Operating Income (RHS)



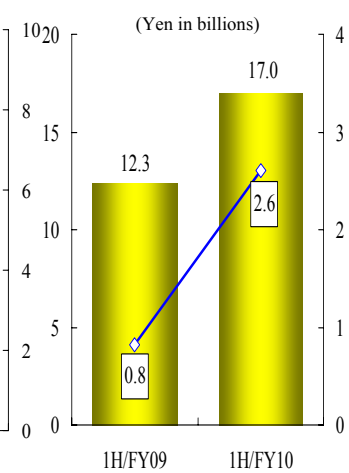
<Electronic & Optical Components>

- Net Sales (LHS)
- Operating Income (RHS)



<Others>

- Net Sales (LHS)
- Operating Income (RHS)



Nidec -All for dreams-

38

Listed Subsidiaries –Results & Forecasts-

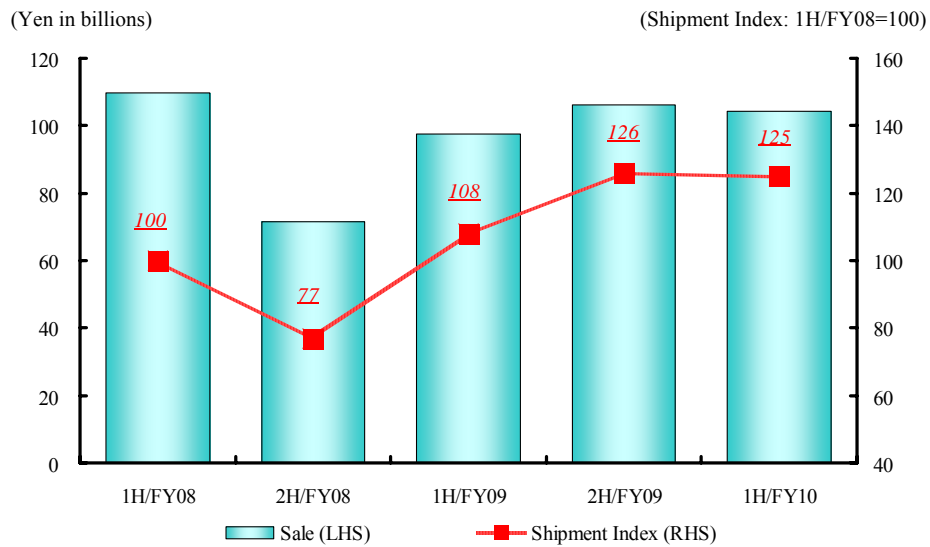
(Yen in millions)	Net Sales			Operating Income			Net Income		
	1H/2009 Actual	1H/2010 Actual	FY2010 Forecast	1H/2009 Actual	1H/2010 Actual	FY2010 Forecast	1H/2009 Actual	1H/2010 Actual	FY2010 Forecast
Nidec Sankyo	33,217	48,182	90,500	2,012	6,540	11,200	474	3,981	6,200
Nidec Copal	29,272	39,959	73,000	1,808	4,818	9,000	1,151	3,036	4,950
Nidec Tosok	10,327	14,637	27,700	513	1,932	4,560	-770	1,090	2,550
Nidec Copal Electronics	10,689	15,796	28,000	682	2,613	4,500	357	1,568	2,600
Nidec-Read	2,556	6,201	10,500	161	1,204	2,100	125	732	1,300
Total	86,061	124,775	229,700	5,176	17,107	31,360	1,337	10,407	17,600

Financial data in the above table have been prepared under the generally accepted accounting standard in Japan.

Nidec -All for dreams.

39

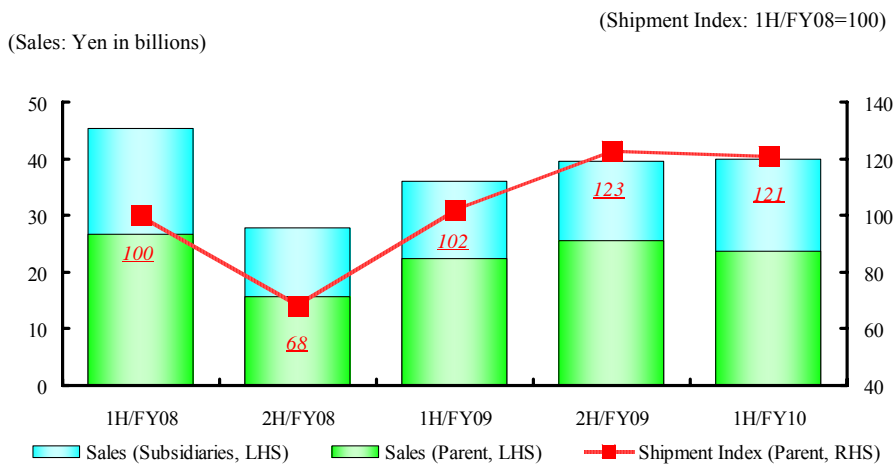
HDD Motors



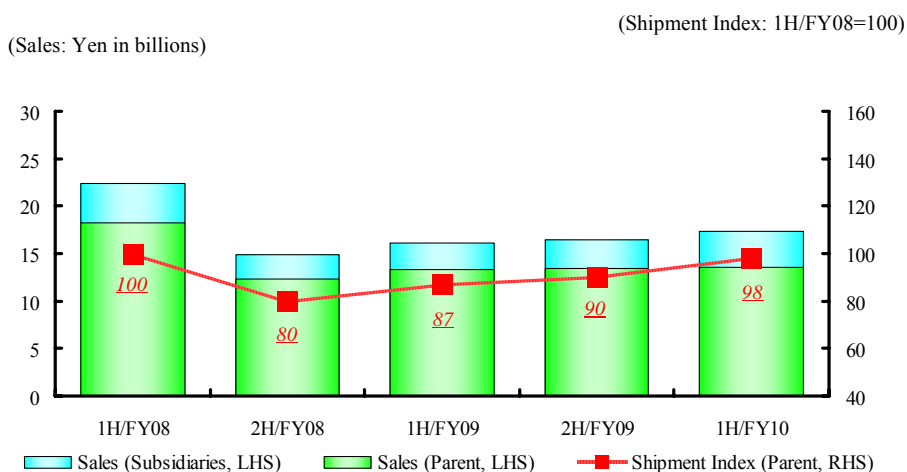
Nidec -All for dreams.

40

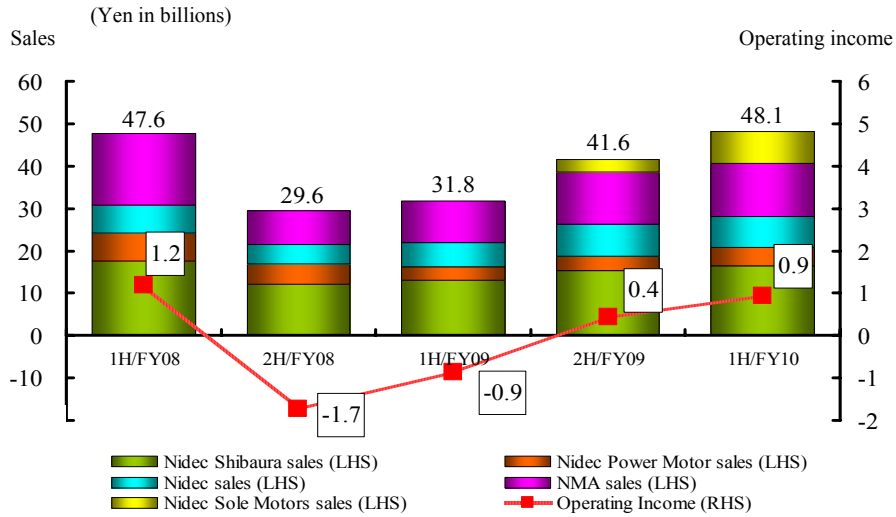
Other DC Motors



Fan Motors



General Motors

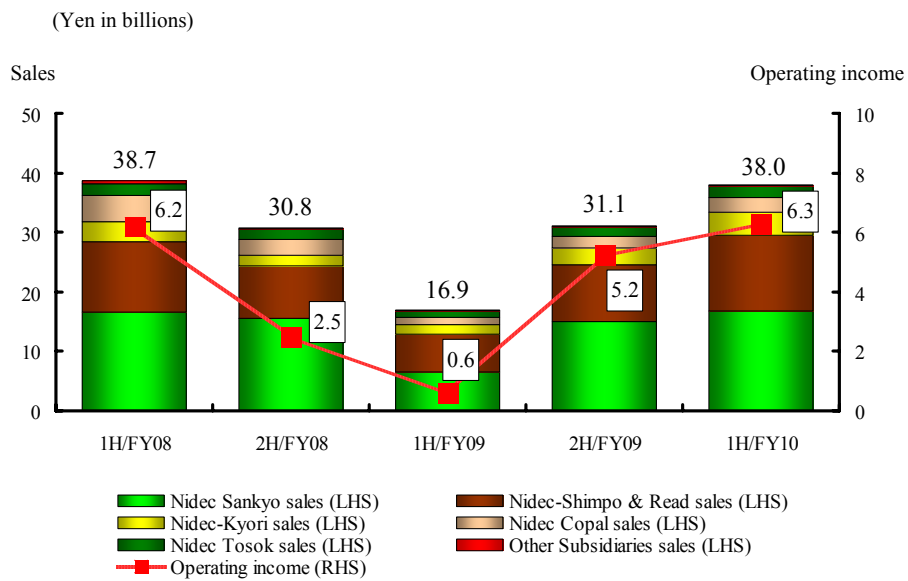


Note: The product group previously classified as "Mid-size Motors" has been renamed "General Motors," reflecting the inclusion of large-size motor lines of U.S. Emerson's Motors & Controls operations (acquisition transaction completed on September 30, 2010, EDT).



43

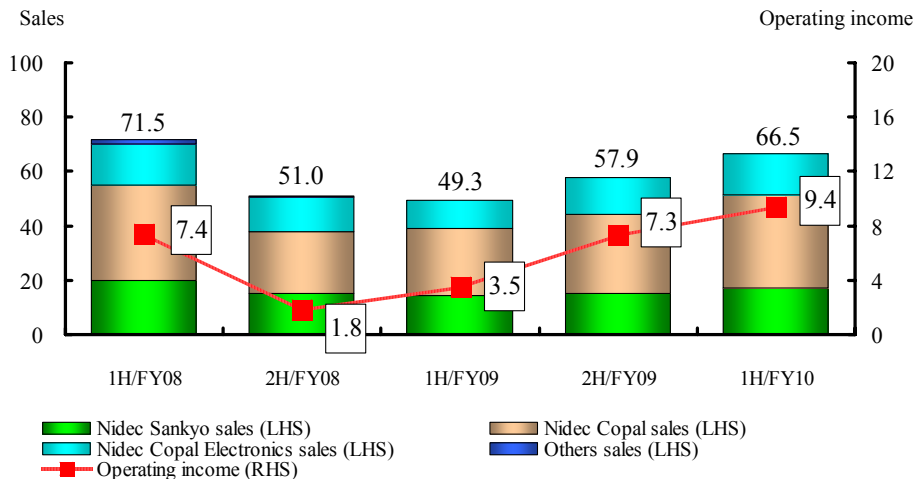
Machinery



44

Electronic & Optical Components

(Yen in billions)

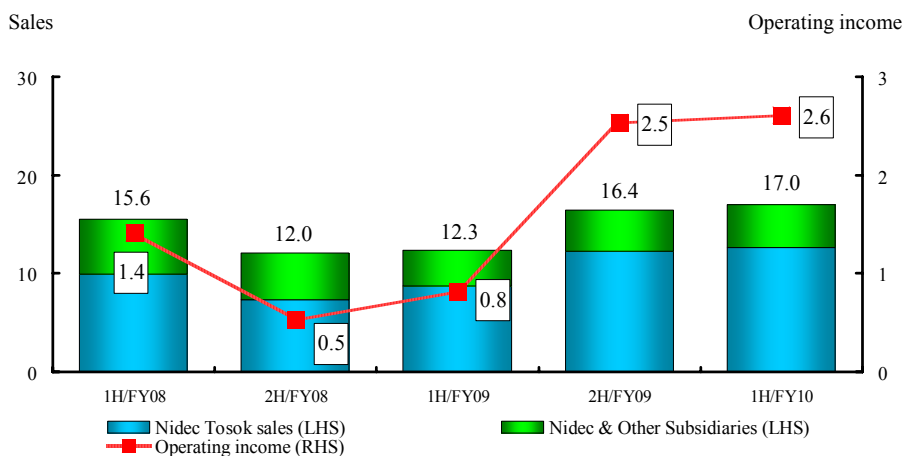


Nidec -All for dreams-

45

Others

(Yen in billions)



Nidec -All for dreams-

46