



Fiscal First Quarter 2008 Results

Three Months Ended June 30, 2008

< U.S. GAAP >

July 29, 2008

Nidec Corporation

This presentation material and our statements made during the Meeting regarding the Nidec Groups' financial results contain forward-looking statements including expectations, judgement, plans, and strategies. The forward-looking statements are based on management's assumptions and belief in light of the information currently available. Certain risks, uncertainties and other factors could cause actual results to differ materially from those discussed in the forward-looking statements. Such factors include, but are not limited to: fluctuation of currency exchange rates, overall supply and customer demand in the motor industry, product development and production capabilities, performance of affiliated companies, and other risks and uncertainties. Nidec undertakes no obligation to update forward-looking statements to reflect events or circumstances that occur after the date

Summary of 1Q FY2008



- **Sales Up 4% Y/Y**
--- Despite Y/Y 13% Yen appreciation
- **Operating Income Up 20% Y/Y**
--- Double-digit growth in all operating segments
- **Income before Tax Up 38% Y/Y**
--- Record High, including FX Gain of 5.2B yen
- **Net Income Up 36% Y/Y**
--- Record High

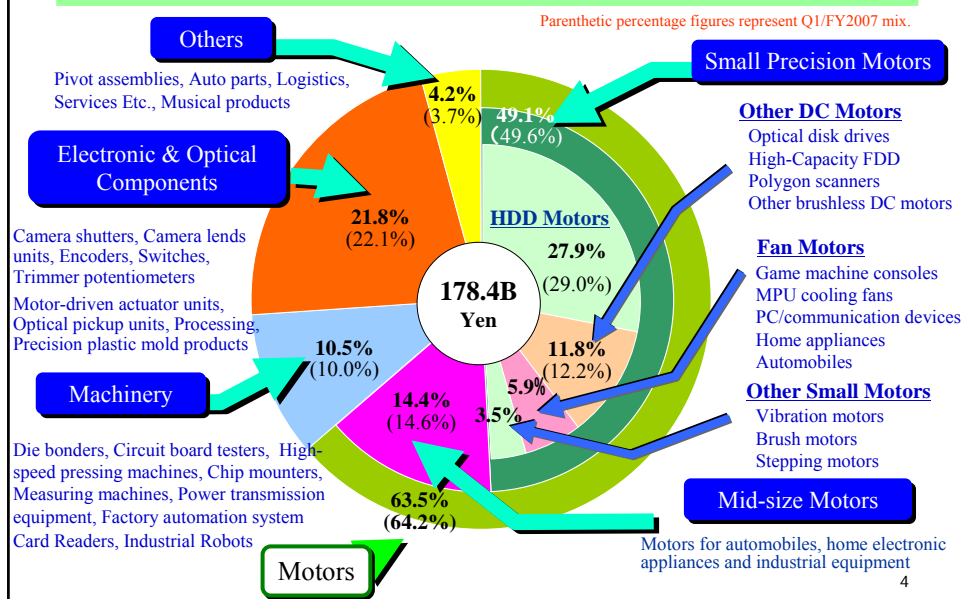
Profit/Loss (Y/Y)



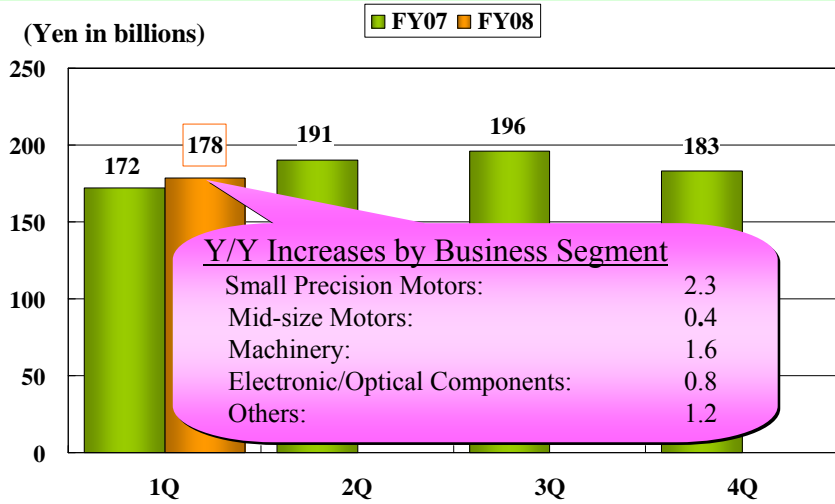
(Yen in millions)	1Q/FY07	1Q/FY08	Change	FY08 Forecast
Net sales	172,174	178,402	+3.6%	800,000
Operating income (Operating margin)	15,106 (8.8%)	18,131 (10.2%)	+20.0%	90,000 (11.3%)
Income before tax	16,831	23,253	+38.2%	90,000
Net income	11,116	15,109	+35.9%	58,000
EPS (¥)	76.75	104.24	+35.8%	400.17
Foreign Exchange (¥/\$)				
Average:	¥120.79	¥104.55	-13.4%	
Term end:	¥123.26	¥106.42	-13.7%	¥100.00

3

Sales by Business Segment (1Q/FY2008)

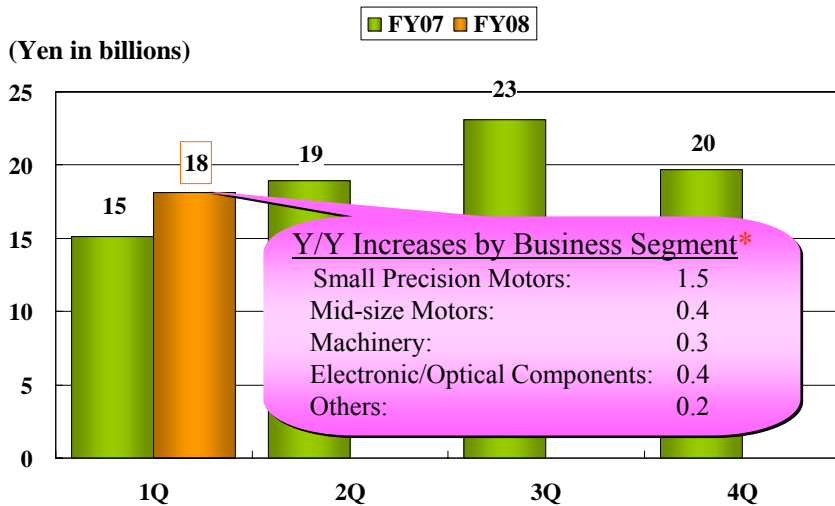


Consolidated Quarterly Sales



5

Consolidated Quarterly Operating Income

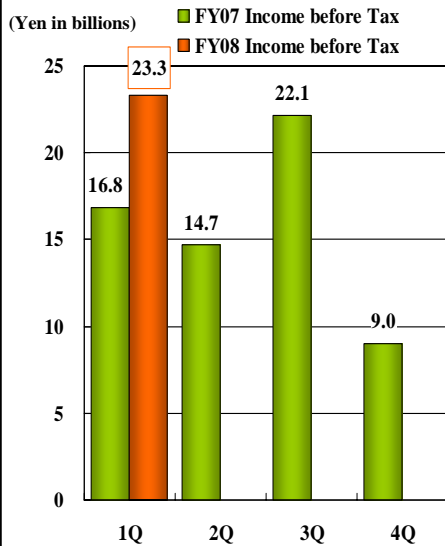


*Numbers denoting Y/Y differences exclude corporate costs.

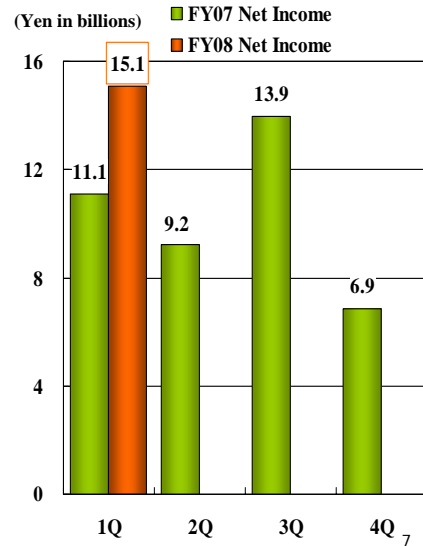
6

Consolidated Quarterly Income before Tax & Net Income

<Income before Tax>

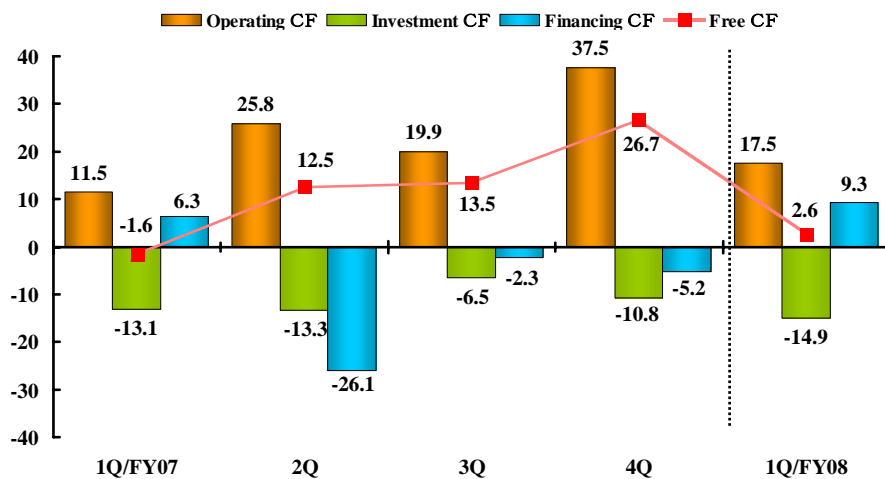


<Net Income>



Consolidated Cash Flow

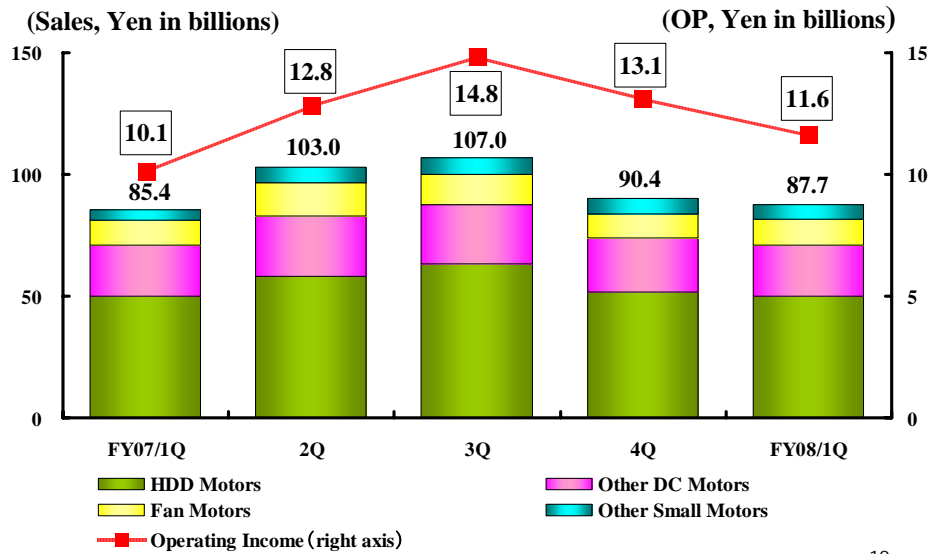
(Yen in billions)



Business Segment Information

Small Precision Motors
 (**HDD Motors**
Other DC Motors
Fan Motors)
Mid-size Motors
Machinery
Electronic/Optical Components
Others

Small Precision Motors

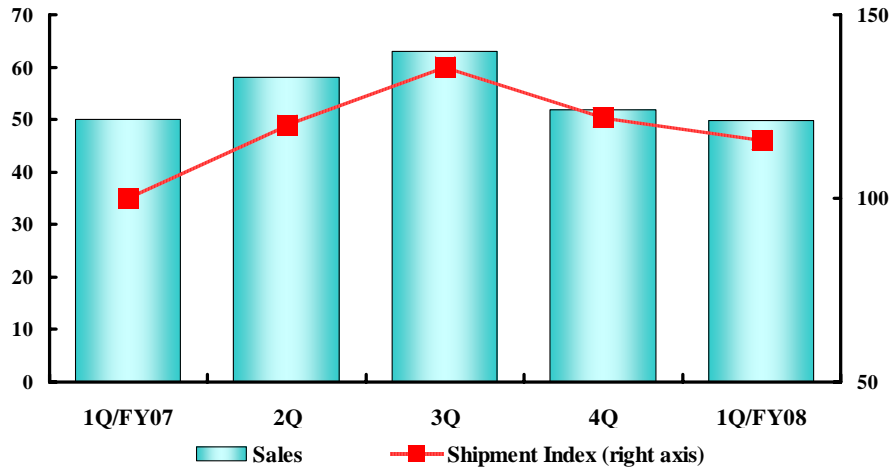


1.-1 HDD Motors



(Sales, Yen in billions)

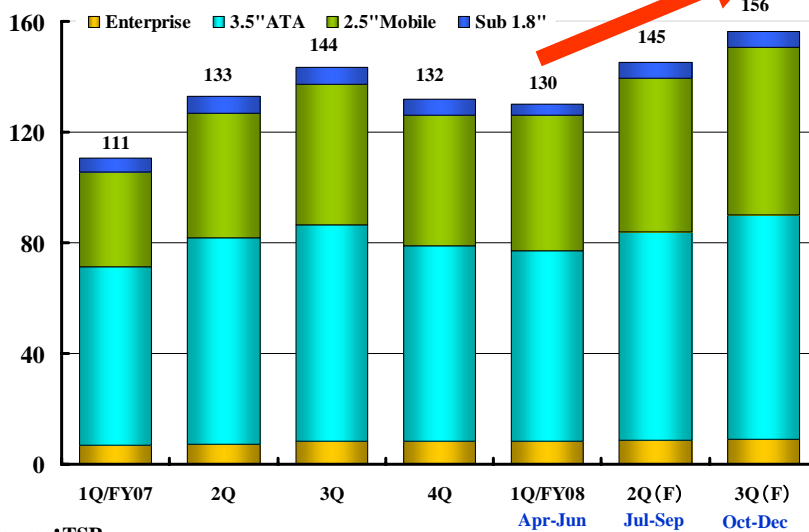
(Shipment Index: 1Q/FY07=100)



1.-2 HDD Demand Outlook



(Units in millions)



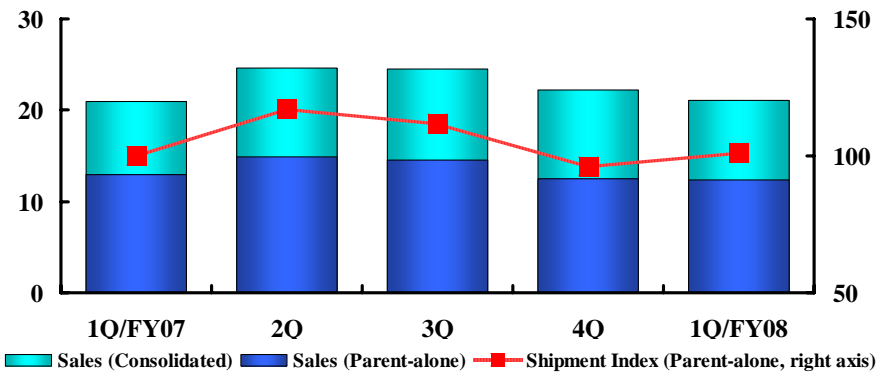
Source:TSR

2. Other DC Motors



(Sales, Yen in billions)

(Shipment Index: 1Q/FY07=100)



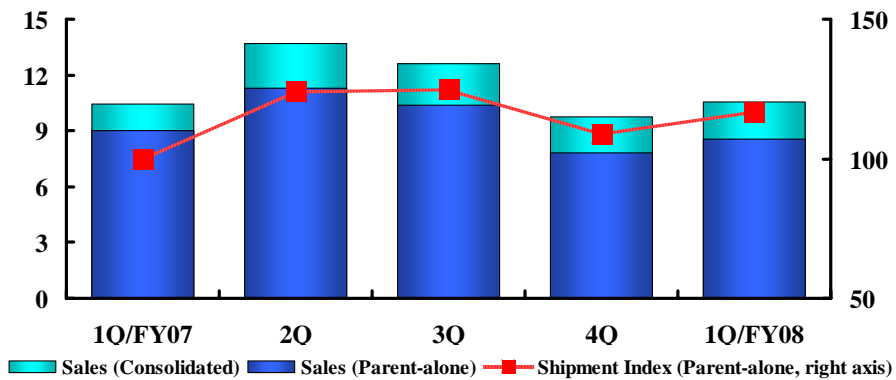
13

3. Fan Motors



(Sales, Yen in billions)

(Shipment Index: 1Q/FY07=100)

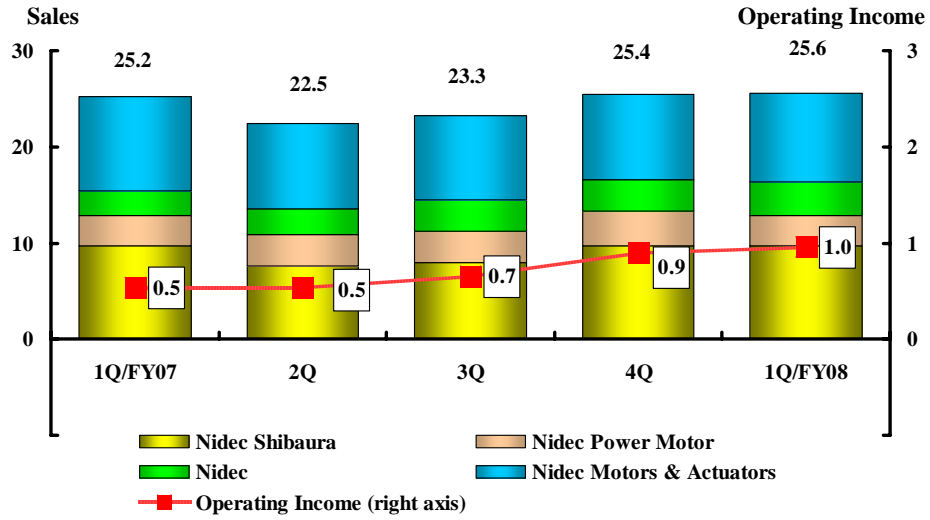


14

Mid-size Motors



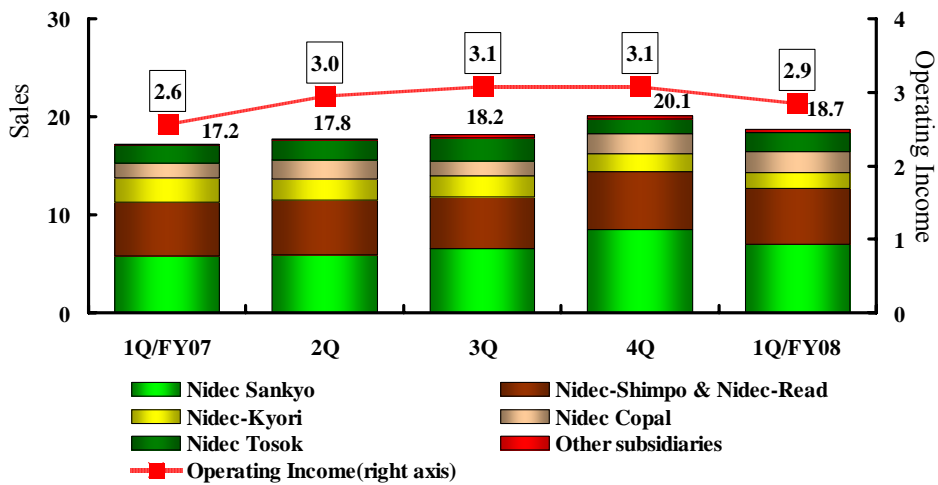
(Yen in billions)



Machinery



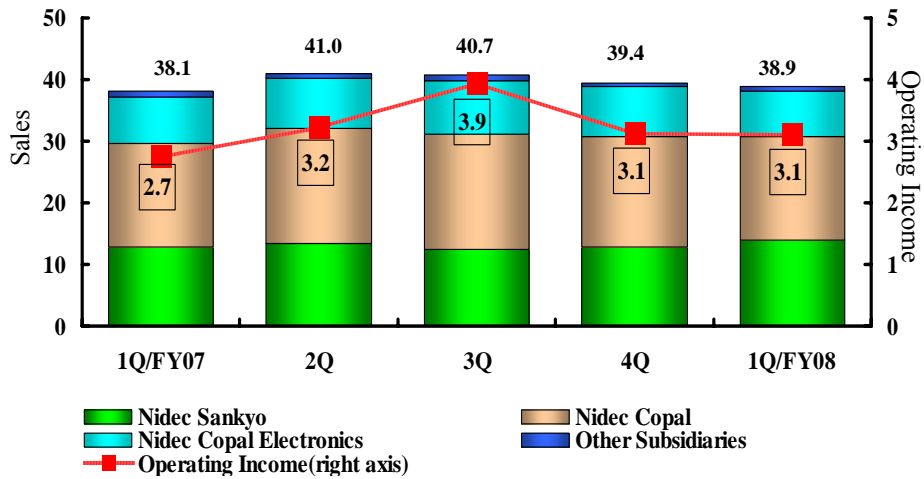
(Yen in billions)



Electronic/Optical Components



(Yen in billions)

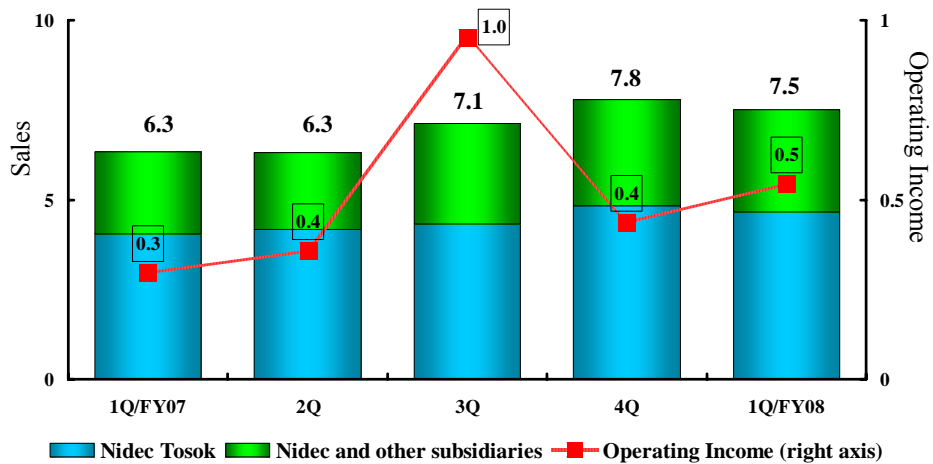


17

Others



(Yen in billions)

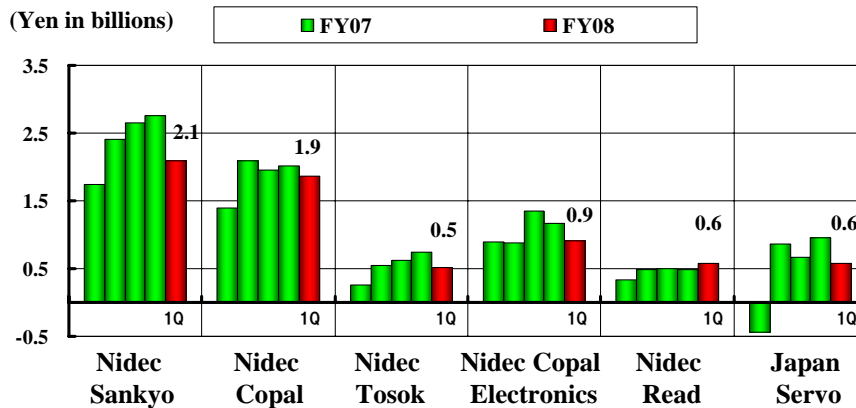


18

Listed Subsidiaries



Quarterly Operating Income



*All numbers in the above table have been prepared under the generally accepted accounting standard in Japan

Listed Subsidiaries -Performance Highlights-

Nidec Sankyo Corporation
Nidec Copal Corporation
Nidec Copal Electronics Corporation
Japan Servo Co., Ltd.
Nidec Tosok Corporation
Nidec-Read Corporation

1Q/FY2008 Highlights

Sales: 27.3B Yen (Up 6.8% Y/Y)
Operating Income: 2.1B Yen (Up 20.2% Y/Y)

- **Electronic Components**

Sales Up 3.2%, Operating Income Up 18.4%

- ▶ **Lens Actuators**

1Q: Full-fledged volume production
↓ launched for the largest customer.

2Q: Capacity target: 4M units/month

- ▶ **Home Appliances Units**

-Continued increase in sales and profits
-Capacity expansion in China

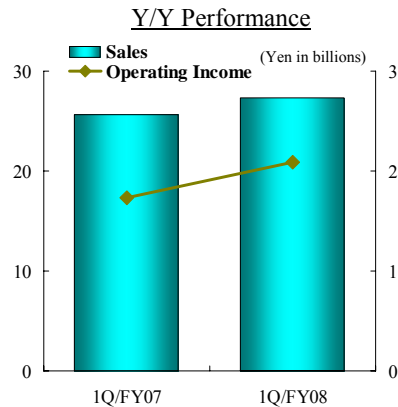
- **Machinery**

Sales Up 19.8%, Operating Income Up 19.9%

- ▶ **Industrial Robots**

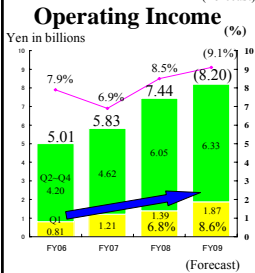
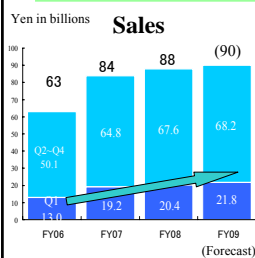
-Sales up 70.8%

-Record shipments of large-size LCD transfer robots expected for 2Q.



21

1Q/FY2008 Highlights



Sales and Operating Income Up Y/Y.
Profit Improvement Continues.

- **Sales Up 7.0% to 21.8B Yen**

- ▶ ODM success in the motor/industrial equipment operations outweighs sluggishness in the DSC shutter business.

- **Operating Income Up 34.7% to 1.87B yen**

- ▶ Operating Margin Up 1.8 Points to 8.6%

- Quality improvement (higher yield)
- Labor-saving solutions (automation, etc), in-house production
- Mix shift towards high-margin products

- **1H/FY2008 Forecast-Unchanged**

- ▶ Sales 43B yen, Operating Income 3.8B yen (OPM: 8.8%)

22

COPAL ELECTRONICS

-All for dreams

1Q/FY2008 Highlights

Operating Income Up 2.4% Y/Y to 0.91B Yen, achieving 54% of 1H Target (1.7B Yen)

▶ **Electronic Circuit Parts**

- Fujisoku completed its integration of domestic production sites in 1Q.
- Expects further profit expansion by in-house production of parts, streamlining of overseas production, integration of production system and joint R&D

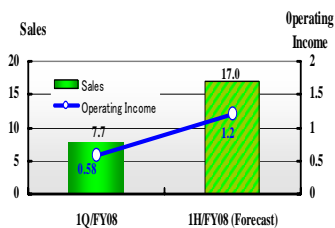
▶ **Actuators**

- R&D drive for newly configured motor units

SERVO

-All for dreams

1Q/FY2008 Highlights



Nidec Servo Corporation



● **Sales**

- New Sales Head Assigned from Nidec
- Synergy Effect with Nidec Group
- New Product Rollout

● **Operating Income**

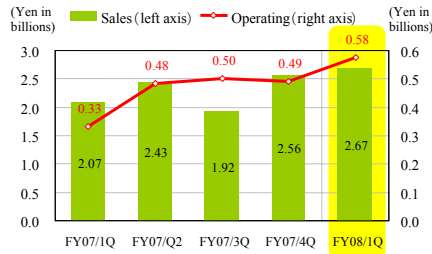
- Up 1.0B yen Y/Y
- Profitability Edging Upward by Establishment of Nidec Style Management

● **Topics**

- Head Office Relocation (June 18, 2008)
- Corporate Name to be Changed to "Nidec Servo Corporation" (October 1, 2008)
- New Factory Launch in Vietnam (Oct. 1)



1Q/FY2008 Highlights



Yen in billions except for EPS	1H Forecast (A)	1Q Actual (B)	Progress (B)/(A)
Sales	4.70	2.67	56.9%
Operating Income	1.00	0.58	57.6%
Operating Margin	21.3%	21.5%	---
Recurring Income	1.00	0.61	61.3%
Net Income	0.62	0.38	60.6%
EPS (Yen)	88.57	53.69	60.6%

- **Record Quarterly Sales and Profits**
 - ▶ **Sales Up 29.0% Y/Y, Operating Income Up 74.6% Y/Y**
- **Growth Driven by Semiconductor Package Test Systems and Inspection Jigs**
- **Strong Performances of Overseas Subsidiaries (Taiwan, Korea)**
 - ▶ **Shanghai-based Sales Office (Newly Consolidated) Tapping Further into the Chinese Market**

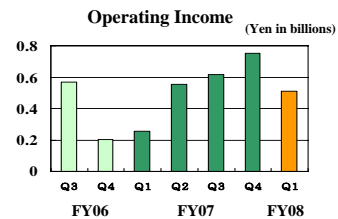
25



1Q/FY2008 Highlights

● 1Q Results

- ▶ **Sales Up 13% Y/Y**
- ▶ **Operating Income Doubled Y/Y**
 - Auto Mobile Parts Up 2.3 times Y/Y
 - Measuring Equipment Up 3.9 times Y/Y
 - Semiconductor Equipment Down Significantly Y/Y, Reflecting Slow Sales and Higher Costs



● Actions ahead

Automobile Parts ---New product rollout in late 2008. Strong cost-cutting drive.
 Semiconductor Equipment ---New model sales and cost reductions
 Measuring Equipment---IC appearance automatic inspection systems and ball screws

26



Nidec Corporation IR Contacts:

<TEL> 075-935-6140

<E-mail> ir@jp.nidec.com

<http://www.nidec.co.jp/>