

For suppliers

IMDS Data Entry Manual

1st August, 2023

NIDEC MOBILITY CORPORATION
Quality Planning Department,
Quality Management Division,

Contents

1. Introduction	3
2. Outline of IMDS (International Material Data System)	3
3. Definition of terms	3
4. IMDS operation procedures	4
4.1 Parts/materials to submit IMDS data.....	4
4.2 New creation and update of datasheets.....	4
4.3 Workflow of IMDS data submission	4
4.4 Actions of “Reason for Reject”	5
4.5 Creation of IMDS data involving Nidec Mobility -supplied parts/materials	5
5. Datasheet creation.....	6
5.1 Requirements.....	6
5.2 Data creation for IMDS	7
5.2.1 Selection of material classification.....	7
5.2.2 Data creation for materials	9
5.2.3 Data creation for including circular materials	11
5.2.4 Data entry for basic substances	12
5.2.5 Data entry for process chemicals	13
5.3 Data creation for semi-component.....	14
5.3.1 Add sub-elements.....	15
5.4 Data creation for components.....	17
5.4.1 Add sub-elements.....	19
5.4.2 Polymeric part(s) marking	21
5.4.4 Application codes.....	22
5.5 Multi-Sourcing	25
5.5.1 Create Multi-Source data	25
5.5.2 The mass deviation.....	26
6. Recipient data.....	27
6.1 Recipient data for datasheet submission	28
7. Contacts for inquiries concerning the IMDS	30
8. Change supplier information	31
9. Revision of this manual	31

1. Introduction

This manual describes how to fill in datasheets for parts/materials to be supplied to NIDEC MOBILITY CORPORATION and affiliated companies¹ (hereinafter called “Nidec Mobility”). Create IMDS datasheets submitted to Nidec Mobility according to this manual.

For items not provided in this manual, follow the instructions described in the IMDS Recommendations² and “IMDS User Manual³” supplied by DXC Technology.

2. Outline of IMDS (International Material Data System)

IMDS is a website system for Automobile Industry to collect and control material data. Manufactures of component and material create IMDS data (MDSs (Material Data Sheet): kinds of e-form of components and materials) with IMDS. All materials used for automobile are controlled by these datasheets.

The usage of the browser based IMDS is free.

Please refer details to the IMDS homepage (<http://www.mdsystem.com>).

3. Definition of terms

Term	Definition
Parts/materials	Parts/materials that are used in products of Nidec Mobility group. (including Parts/materials attached to products upon delivery)
Rule	Rules are mandatory requirements. If any data that does not satisfy, the data will be rejected.
Guideline	Guidelines are recommended requirements. In case of reject, Nidec Mobility will inform supplier in advance.
Mandatory	A field specified “Mandatory” must be entered. If there are any blank or wrong information, the data will be rejected.
Optional	A field specified “Optional” can be entered if the supplier need to enter. Any data that does not satisfy the requirements listed in Table 3 and IMDS recommendations will be rejected.
Unnecessary	A field specified “Unnecessary” is prohibited to enter. If any information has been entered in this field, the data will be rejected.

Note) *****

1 Affiliated companies list

Company name	Country
NIDEC MOBILITY CORPORATION	Japan
NIDEC MOBILITY (Guangzhou) CORPORATION	China
NIDEC MOBILITY (DALIAN) CORPORATION	China
NIDEC MOBILITY (THAILAND) CO., LTD.	Thailand
NIDEC MOBILITY AMERICA CORPORATION	U.S.A
NIDEC MOBILITY CANADA CORPORATION	Canada
NIDEC MOBILITY KOREA CORPORATION	Korea
NIDEC MOBILITY INDIA Pvt Ltd.	India
NIDEC MOBILITY MEXICO S. de R.L.de C.V.	Mexico
NIDEC MOBILITY BRAZIL LTDA.	Brazil
NIDEC MOBILITY VIETNAM CO., LTD.	Vietnam
PT NIDEC MOBILITY INDONESIA	Indonesia

2 IMDS recommendations state the basic common rules for creating IMDS datasheets. You can find recommendations under “Recommendations” in the left navigation menu after log in. The current titles are frequently added and updated, so visit the website (<http://www.mdsystem.com>) to check the latest version.

3 You can visit the website below to download “IMDS user manual”.

IMDS Public Pages→ IMDS System→ New to IMDS→ Reading for New Users→ IMDS User Manual

4. IMDS operation procedures

4.1 Parts/materials to submit IMDS data

Parts/materials to submit IMDS data are all the parts/materials that are delivered to Nidec Mobility.

4.2 New creation and update of datasheets

Datasheets creation is classified to a new datasheets creation and an existing datasheets update (as a new version⁴) classifications for different parts/materials in different cases. Create data according to Table 1.

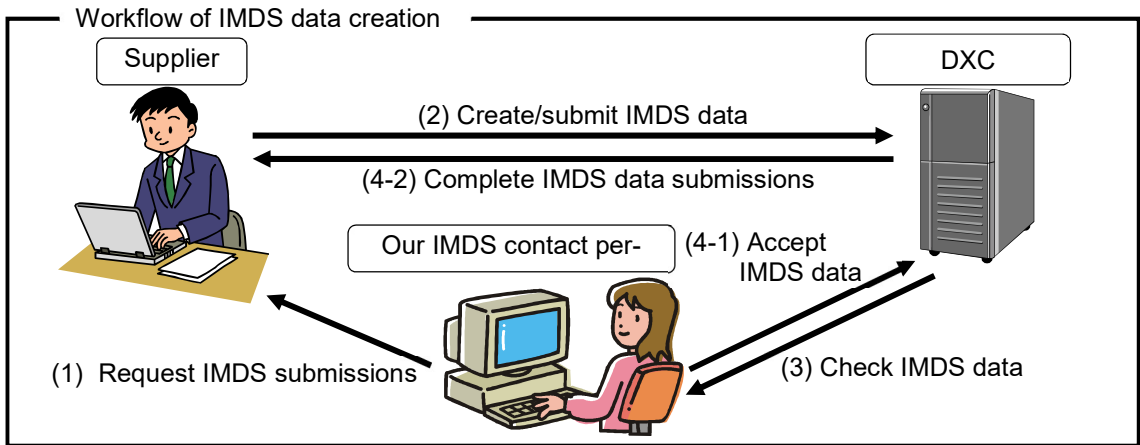
Table 1 Create classification

Create Classification	Object parts/materials / create status
New IMDS data	Parts/materials adopted newly
	Adopted parts/materials IMDS data not entered
	Parts/materials scheduled to be adopted
Existing IMDS data update (as a new version)	Parts that change weight/materials
	When existing datasheets are need to update by IMDS recommendations/legislatives revision or other reasons. When the existing datasheets has some mistakes.
<p style="color: red;">In case of revising existing IMDS data, please be sure to update the existing IMDS ID (create a new version). IMDS data registered with a new ID may be rejected. e.g. 1234567890/1 → 1234567890/2 or 1234567890 / 1 → 1234567890 / 1.01.</p>	

4.3 Workflow of IMDS data submission

Basic workflow for requesting and completing IMDS data submissions is as below.

- (1) Request IMDS data submissions
Our IMDS contact persons will request IMDS data submissions by e-mail with below information. Part No., Part name, Deadline, Company ID of recipient and etc.
- (2) Create/submit IMDS data
Suppliers create datasheets for parts/materials for which IMDS data shall be submitted and send them to us.
- (3) Check IMDS data
Nidec Mobility checks IMDS data submitted based on this manual. The data will be rejected when our requirements are not satisfied.
- (4) Accept IMDS data
When IMDS data is accepted by us, IMDS submission is completed⁵. We appreciate you could cooperate to complete this operation within a deadline.



Note) *****

- 4 Existing IMDS data can be updated by upgrading version number but not changing IMDS ID. Refer details to "IMDS user manual".
- 5 Processing status of IMDS data can be checked by Recipient Status in IMDS.

4.4 Actions of “Reason for Reject”

The “Reason for Reject” will be informed via e-mail if submitted IMDS data does not follow this manual. Reasons will be listed in Appendix 1 List of reasons for rejection column of “Recipient data” as shown in Table 2.

See Appendix – List of reason for rejection(AQP-SP04-31-1) to check the applicable reason. Then update the rejected data⁶ and re-submit it to Nidec Mobility.

Table 2 Example of reason for reject

TOTAL = 2 (total number of corrected sections) CASE,PP,A-6 (top layer component name, material name, reject code of corrected section) CASE,PP,A-8
--

4.5 Creation of IMDS data involving Nidec Mobility -supplied parts/materials

The basic workflow for creating/submitted IMDS data involving Nidec Mobility-supplied parts/materials is as below.

- (1) The supplier (hereinafter called “Company A”) that uses Nidec Mobility-supplied parts or materials shall request Nidec Mobility for IMDS data.
- (2) Nidec Mobility requests the supplier (hereinafter called “Company B”) that supplies parts or materials to Nidec Mobility to submit IMDS data of the supplied parts/materials by e-mail.
- (3) Company B shall create and submit IMDS data of parts/materials supplied to Nidec Mobility.
- (4) Nidec Mobility checks the IMDS data of parts/materials submitted by Company B and sends it to Company A. At that time, Nidec Mobility sends the information, such as parts number and name, of parts/materials to Company A by e-mail.
- (5) Company A shall create new datasheets of parts/materials for which IMDS data shall be submitted based on the IMDS data we sent and submit it to us.

Note) *****
⁶ Refer revision methods to “IMDS user manual”.

5. Datasheet creation

Datasheets shall be created following this manual. As for the items that are not described in this manual, refer to the data entry manual available in IMDS HP and IMDS recommendations.

5.1 Requirements

The IMDS data that does not satisfy the rules in Table 3 will be rejected.

The IMDS data containing Warnings will be rejected if we judge that it needs to be corrected.

Table 3 Requirements regarding the registration of IMDS data

Item	Category	Requirements
Report flow	Rule	Submit IMDS data according to the commercial distribution (Tier ⁿ -> Tier ⁿ⁻¹ -> ... -> Nidec Mobility).
Data creation for materials	Rule	A polymer material (classification 5.x) shall have at least two substances attached to it. (Prohibit reporting one substance content of 100 %)
Data creation for materials	Rule	As for materials not described in any public standards, but classified to 'classification 1.x' or 'classification 3.1, 3.2', enter either 'Not Applicable' or 'N/A' into Std. Mat.-No.
Data creation for materials	Rule	Register information per homogeneous material (see Article 1.1, Annex I, IMDS 001).
Data entry for chemical substances	Rule	As for coating materials, ink, adhesive agent, and thermosetting resin, report the final product (after curing and reaction), not the raw material.
Data creation for IMDS (components/ semi-components/ materials)	Guideline	The trade name and grades of plastic materials used in plastic molding products for which Nidec Mobility issues a drawing are confidential information of Nidec Mobility; therefore, do not enter such information.
Data creation for materials	Guideline	When using the material datasheets that are disclosed by IMDS Steering Committee, please use the latest version.
Data creation for materials	Guideline	SDS (Safety Data Sheet) may not contain enough information for material IMDS data creation since the rules of declarable substances are different from SDS and IMDS. . Therefore, please request and use the IMDS data from the material manufacturer, but not use a SDS.

5.2 Data creation for IMDS

5.2.1 Selection of material classification

Select the field "Classification" according to Table 4 or "IMDS Recommendation 001 Annex I" (IMDS 001a).

Table 4 "Classification" field of IMDS : Cannot be used or can be used with conditions

No.	Classification	Remarks
0	undefined	Cannot be used.
1	Steel and iron materials	Cannot be used.
1.1	Steels / cast steel / sintered steel	Use only when Classification 1.1.1 or 1.1.2 does not apply. Usually, do not use this classification.
1.1.1	unalloyed, low alloyed	
1.1.2	highly alloyed	
1.2	Cast iron	Cannot be used.
1.2.1	Cast iron with lamellar graphite / tempered cast iron	
1.2.2	Cast iron with nodular graphite / vermicular cast iron	
1.2.3	Highly alloyed cast iron	
2	Light alloys, cast and wrought alloys	Cannot be used.
2.1	Aluminum and aluminum alloys	Use only when Classification 2.1.1 or 2.1.2 does not apply. Usually, do not use this classification.
2.1.1	Cast aluminum alloys	
2.1.2	Wrought aluminum alloys	
2.2	Magnesium and magnesium alloys	Use only when Classification 2.2.1 or 2.2.2 does not apply. Usually, do not use this classification.
2.2.1	Cast magnesium alloys	
2.2.2	Wrought magnesium alloys	
2.3	Titanium and titanium alloys	
3	Heavy metals, cast and wrought alloys	Cannot be used.
3.1	Copper (e.g. copper amounts in cable harnesses)	
3.2	Copper alloys	
3.3	Zinc alloys	
3.4	Nickel alloys	
3.5	Lead	
4	Special metals	Cannot be used.
4.1	Platinum / rhodium	
4.2	Other special Material	Use for the metals to which Classifications 1 to 4.1 do not apply.
5	Polymer materials	Cannot be used.

No.	Classification	Remarks
5.1	Thermoplastics	Cannot be used.
5.1.a	filled Thermoplastics	Use for thermoplastics and fillings defined in ISO 1043
5.1.b	unfilled Thermoplastics	Use for thermoplastics defined in ISO 1043
5.2	Thermoplastic elastomers	Use for thermoplastic elastomers defined in ISO 18064.
5.3	Elastomers / elastomeric compounds	Use for thermoplastic elastomers defined in ISO 1629.
5.4	Duromers	Cannot be used.
5.4.1	Polyurethane	
5.4.2	Unsaturated polyester	
5.4.3	Other duromers	
5.5	Polymeric compounds (e.g. inseparable laminated trim parts)	Cannot be used.
5.5.1	Plastics (in polymeric compounds)	Cannot be used.
5.5.2	Textiles (in polymeric compounds)	
6	Process polymers	Cannot be used.
6.1	Lacquers	
6.2	Adhesives, sealants	
6.3	Underseal	
7	Other materials and material compounds (scope of mixture)	Cannot be used.
7.1	Modified organic natural materials (e.g. leather, wood, cardboard, etc...)	
7.2	Ceramics / glass	
7.3	Other compounds (e.g. friction linings)	
8	Electronics / electrics	Cannot be used.
8.1	Electronics (e.g. pc boards, displays)	Cannot be used.
8.2:	Electrics	Cannot be used.
9	Fuels and auxiliary means	Cannot be used.
9.1	Fuels	
9.2	Lubricants	
9.3	Brake fluid	
9.4	Coolant / other glycols	
9.5	Refrigerant	
9.6	Washing water, battery acids	
9.7	Preservative	
9.8	Other fuels and auxiliary means	Use only when Classification 7.3 does not apply. Usually, do not use this classification.

5.2.2 Data creation for materials

Many datasheets of metallic materials defined in public standards (Classifications 1 to 4) are published by IMDS Steering Committee. If your material report is the same as a published datasheet, please use the latest published material datasheet⁷ to report.

Enter data regarding materials without published datasheet according to Table 5. (Refer to Figure 1.)

Table 5 Entry of material data

No.	Entry Field	Necessity	Instructions
A-1	Name ⁸	Mandatory	- For materials described in a public standard Enter Std. Mat.-No./Symbol described in the public standard of No.A-7. - For materials not described in any public standards (or details unknown) The name must be descriptive of the material. (Refer to Annex I - IMDS001 Recommendation)
A-2	Trade name	Optional	—
A-3	Internal Mat.-No.	Optional	Enter the material identification number/code used internally by the supplier.
A-4	Preliminary MDS	Unnecessary	Do not check this check box.
A-5	Std. Mat.-No.	Mandatory	The material in parts with weight > 5 g and for which a material number is defined in public standards also applied to classifications 1 to 4, enter the Std. Mat.-No./Symbol defined in the official material standards entered in A-8.
		Optional	Enter the material code for materials in parts with a weigh < 5 g if necessary.
A-6	Symbol	Mandatory	For the materials of Classification 5 (thermoplastics, thermosetting (ISO 1043), thermoplastic elastomers (ISO 18064), or elastomers (ISO 1629)), enter the material symbol described in the respective ISO standard.
		Optional	For the materials that are applied to classification 6x, enter the material symbol defined in each ISO if necessary.
A-7	Classification	Mandatory	Select the correct classification according to "IMDS Recommendation 001 Annex -Material Classifications".
A-8	SCIP Material Category	Optional	Enter the applicable SCIP material category if necessary ⁹
A-9	Additional Material Characteristics	Optional	Input is possible only when "other" is selected in A-8 Enter if necessary
A-10	Norms / Standards	Mandatory	The material in parts with weight > 5 g that A-5 is entered or that fall under material classification 5, enter the public standards in which material compositions are defined.
		Optional	Enter the public standard for materials in parts with a weigh < 5 g if necessary.
		Unnecessary	The material in parts with weight > 5 g that are not described in the public standard or the applicable public standard is unknown.

Note) *****

⁷ Make sure to check that the materials in the published material datasheet are the same as the compositions of the registered materials. If they are not the same, enter data following 3.3.2.

⁸ Name samples of material are shown on "IMDS recommendation 001" and "IMDS recommendation 001 Annex I -Material classifications". Please refer these to enter.

⁹ Creating a new Material IMDS data, the default Material Category(ies) appear in the Material Category table.

No.	Entry Field	Necessity	Instructions
A-11	Supplier	Optional	Only the manufacturer names of materials and parts can be entered.
A-12	Remark	Optional	Material-related comments can be entered.

The screenshot shows a software interface for material management. The main window is titled 'Material Search' and contains several tabs: 'Ingredients *', 'Supplier Data *', 'Recipient data *', 'Analysis', and 'MDS Request'. A search filter 'GADSL' is applied. The left sidebar shows a tree view with 'test_material_lead' selected, indicating a composition of 75.0% Lead and 25.0% Tin. The main area displays 'Details' for this material, organized into several sections:

- Common Information:** Includes fields for Name (test_material_lead), Trade name, Internal Mat.-No., and Preliminary MDS. Callouts A-1 through A-4 point to these fields.
- Dates:** Shows 'Create Date 6/9/2023' and 'Check/Release Date not available'. Callout A-4 also points to the Preliminary MDS checkbox.
- Material Information:** Includes fields for Std. Mat.-No., Symbol, Classification (3.5 Lead), and SCIP Material Category. Callouts A-5 through A-8 point to these fields. Below this is a table for 'Descriptions Levels 1 -':

Identifier	Type	Descriptions Levels 1 -
66396	Material categ...	metal > lead (and alloys of)
- Additional Material Characteristics:** A text field with callout A-9.
- Norms / Standards:** Includes a table for Norms with columns 'Company', 'Norm', and 'Norm Code'. Callout A-10 points to the Norms/Standards controls.
- Supplier:** A text field with callout A-11.
- SVHC/GADSL Content:** Includes a table for Substance name, CAS No., and Portion.
- Remark:** A text field with callout A-12. A note above it states: 'Do not put confidential information in this field, because it will be visible in the supply chain'.

Figure 1 Material datasheet

5.2.3 Data creation for including circular materials

For classifications other than material classifications 1 to 4, this item must be entered when creating material data.

For material classifications 1 to 4, enter this item when creating component data.

If you select "Yes" in H-1, please refer to IMDS Recommendation 025 and enter the required fields.(Figure 2)

Table 6 Data creation for including circular materials

No.	Entry Field	Necessity	Instructions
H-1	Does the material contain recycled?	Mandatory	Select 'Yes' or 'No' about whether the material contains recycle or not.
H-2	Content of inorganic or fossil based material	Mandatory	Content of inorganic or fossil-based material. (Based on inorganic matter such as ores and minerals or fossil fuels)
H-3	Content of bio-based material	Mandatory	Enter the usage of bio-based materials, when applicable the material classification 5,6,9.1,9.2. (it must be of biological origin. Inorganic materials or materials found in geological formations (e.g., metals) cannot be bio-based.)
		Unnecessary	Not applicable to material classification 5,6,9.1 and 9.2

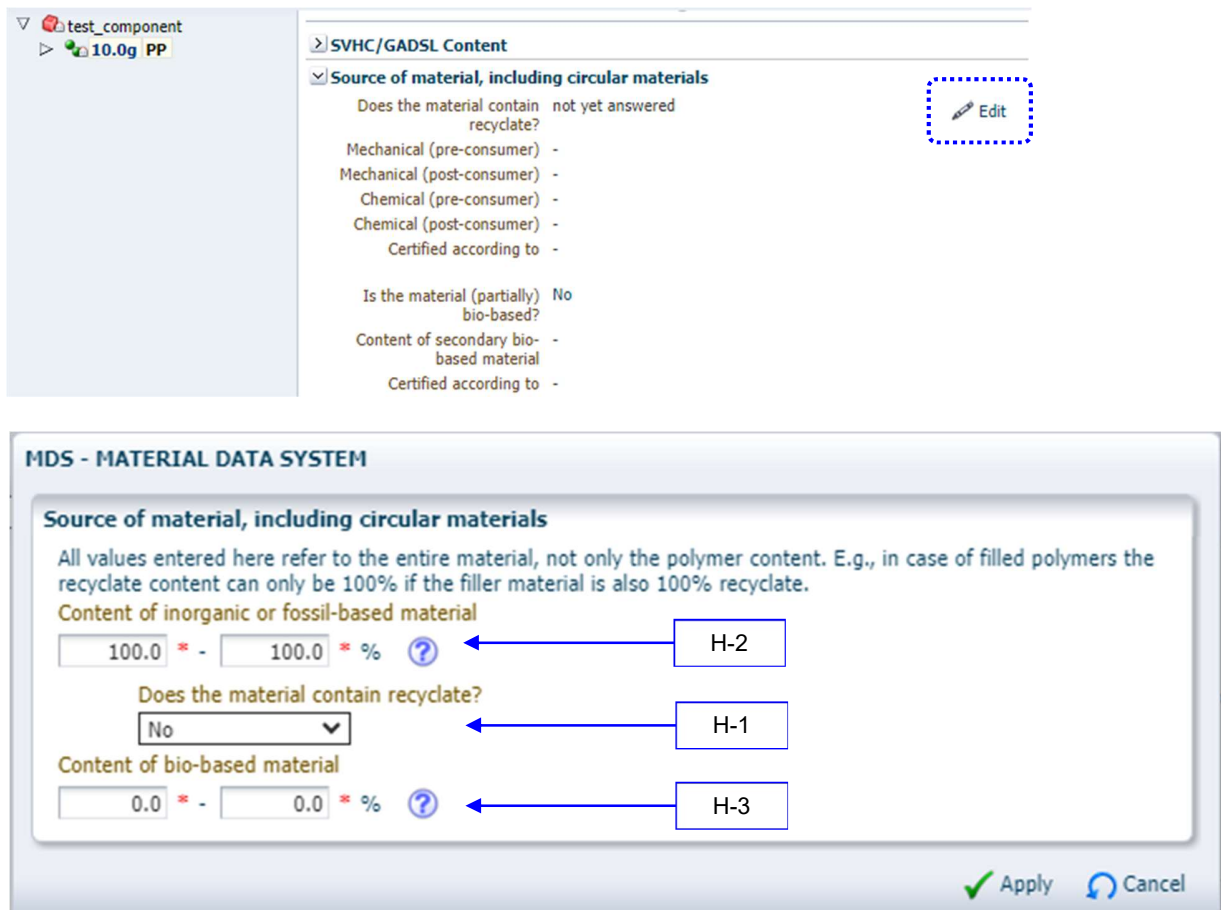


Figure 2 Data creation for including circular materials

5.2.4 Data entry for basic substances

Enter basic substances data according to Table 7. (Refer to Figure 3.)

- Enter basic substances only contain in finished components.
- The total of all basic substances in a material must be 100 %.
- Basic substances listed in GADSL¹⁰ must be reported.
- Substances that are not listed in GADSL and those that do not apply to SVHC¹¹ may be reported as Jokers/Wildcards¹² to the content of 10 % or less in one material.

Table 7 Entry of chemical substances

No.	Entry Field	Necessity	Instructions
B-1	Confidential	Optional	Check is only possible for basic substances not listed in GADSL ¹³
B-2	Portion	Mandatory	Select a radio button from 'From-to', 'Fix' ¹⁴ and 'Rest', and enter portion.

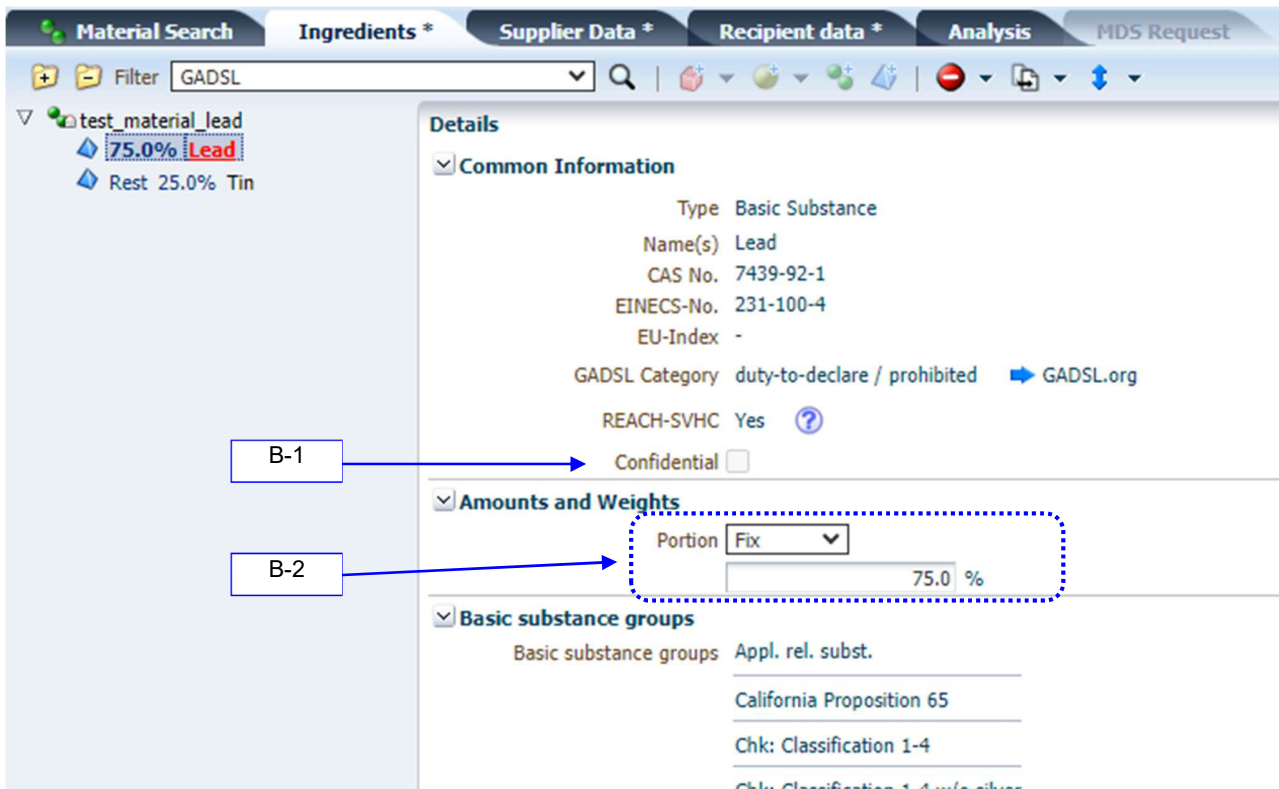


Figure 3 Basic substances

Note) *****

- 10 The abbreviation of “Global Automotive Declarable Substance List”, it is a list of declarable and prohibited substances for automotive industry. Please visit <http://www.gadsl.org> for more information.
- 11 The abbreviation of “Substance of Very High Concern.” The substances are listed in REACH of the European Union.
- 12 For how to use Jokers/Wildcards, refer to “IMDS recommendation 001.”
- 13 Enter Jokers/Wildcards and Confidential Substances to the total content of 10 % or less.
- 14 Portion (Percentage) Ranges (X=minimum, Y=maximum)

Portion of X	Portion ranges
$0 \leq X \leq 7.5$	$Y - X \leq 3$
$7.5 < X \leq 20$	$Y - X \leq 5$
$20 < X \leq 100$	$Y - X \leq 10$

5.2.5 Data entry for process chemicals

In usual, chemicals that vaporize or change to other chemicals during production process are called as process chemicals. Verification of the use is required when these substances are added to a material in IMDS. Enter data regarding process chemicals according to Table 8. (Refer to Figure 4.)

Table 8 Entry of chemical presence type

No.	Entry Field	Necessity	Instructions
B-3	Chemical presence type	Mandatory	If the content is more than 0.1 %, select one of the following items: - Intended Use - Reaction Residue - Impurity
		Optional	Optional if the content is 0.1 % or less.

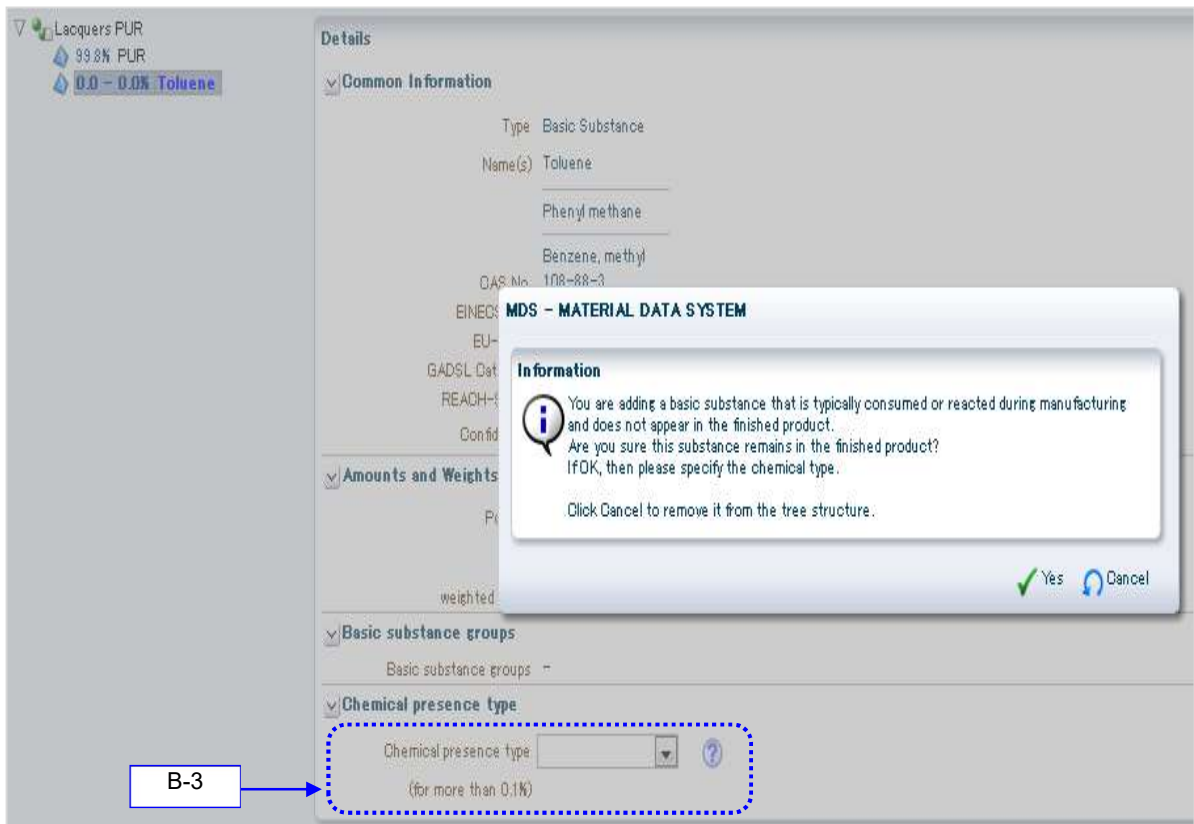


Figure 4 Process chemicals

5.3 Data creation for semi-component

Enter data regarding semi-components according to Table 9. (Refer to Figure 5.)

Table 9 Data creation for semi-component

No.	Entry Field	Necessity	Instructions
C-1	Article Name	Mandatory	Enter the Nidec Mobility article name if specified by Nidec Mobility. Enter the supplier article name when Nidec Mobility article name is not set. ¹⁵
C-2	Item-/Material-No.	Mandatory	Enter the Nidec Mobility item number if specified by Nidec Mobility (e.g. 1234567-8). Enter supplier Item-/Material-Number when Nidec Mobility item number is not set. ¹⁶
C-3	Preliminary MDS	Unnecessary	Do not check this check box.
C-4	Specific weight	Mandatory	Select the relevant details from 'length', 'area' and 'volume', and enter specific weight for kg/m, kg/m ² or kg/m ³

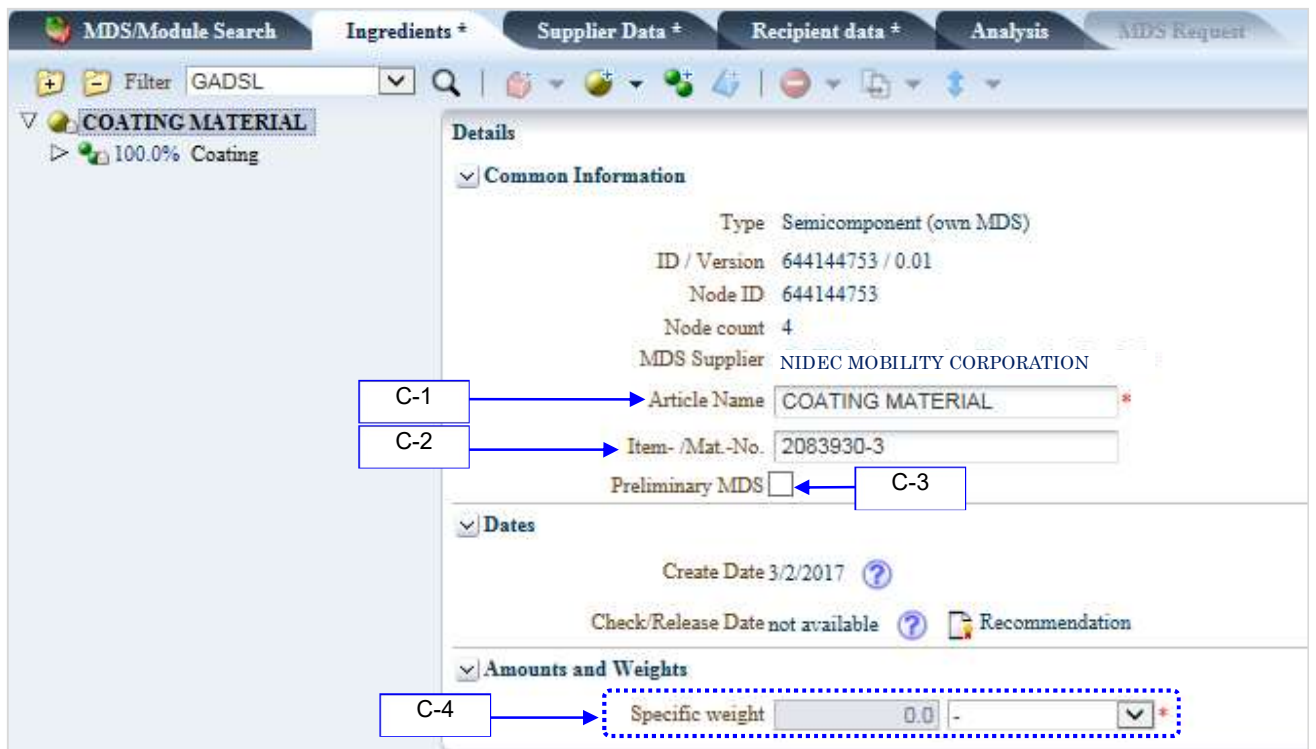


Figure 5 Semi-component datasheet

Note) *****

¹⁵ At the data receiving destination, the name entered before sending the data (J-2. See page 26.) appears in "Description" (E-1).

¹⁶ At the data receiving destination, the name entered before sending the data (J-3. See page 26.) appears in "Part/Item No." (E-2).

5.3.1 Add sub-elements

Enter data regarding sub-semi-components or sub-materials added under semi-component according to Table 10. (Refer to Figure 6 and Figure 7.)

Table 10 Entry of (semi-component) sub-elements

No.	Entry Field	Necessity	Instructions
D-1	Portion	Mandatory	Select one of the radio buttons of 'Fix', 'From-to ¹⁷ ' and 'Rest', and enter portion.
D-2	Portion	Mandatory	Select one of the radio buttons of 'Fix', 'From-to ¹⁸ ' and 'Rest', and enter portion of sub-semi-component.

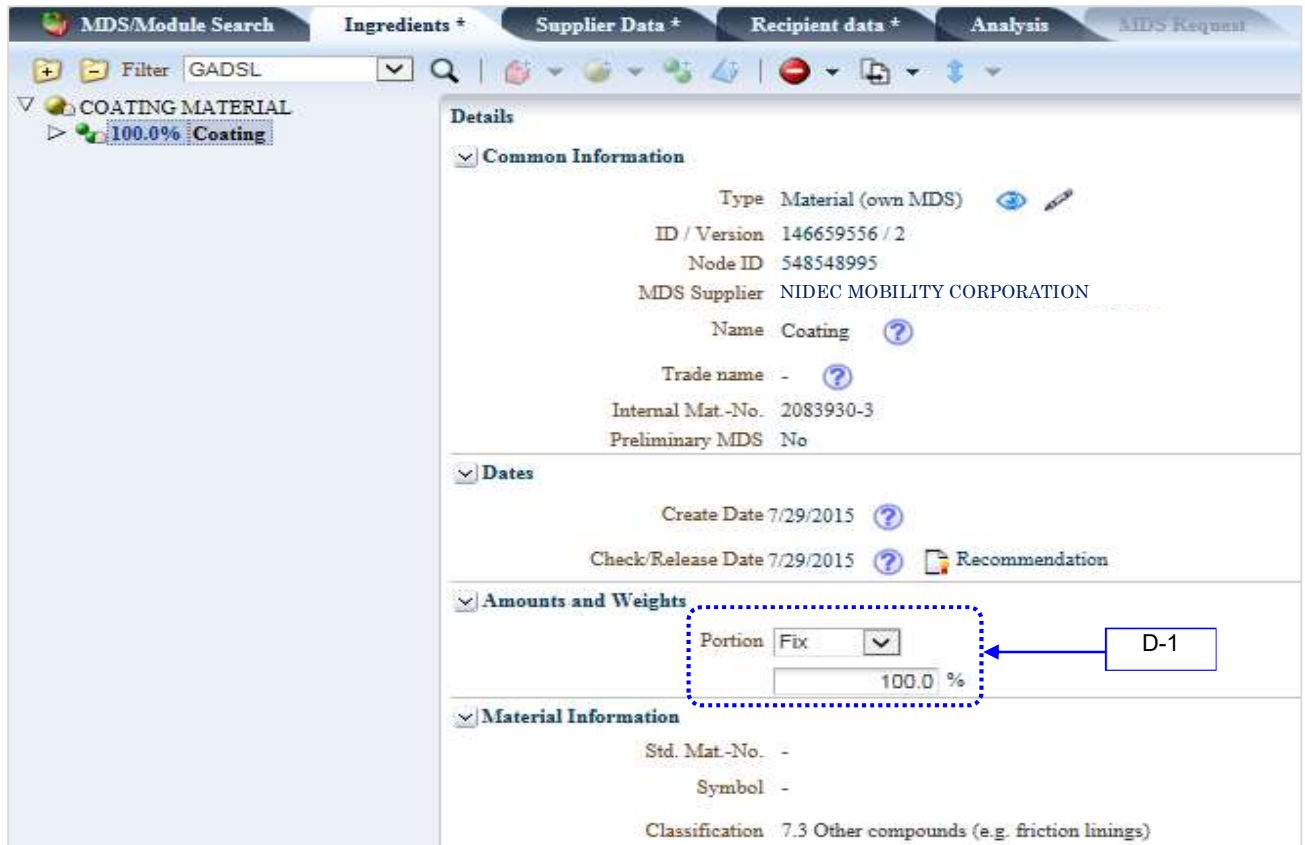


Figure 6 Add sub-elements (Portion of materials)

Note) *****

¹⁷ Portion (Percentage) Ranges (X = minimum, Y = maximum)

Portion of X	Portion ranges
$0 \leq X \leq 100$	$Y - X \leq 20$

¹⁸ Same as note 17.

COATING MATERIAL
0.0 - 0.0% COATING MATERIAL

Details

Common Information

Type Semicomponent (Module)

ID / Version 92680407 / 1

Node ID 92680407

Article Name COATING MATERIAL

Item- /Mat.-No. 1614690-5

Development Sample Report No

Dates

Amounts and Weights

Specific weight -

Portion from - to

0.0 - 0.0 %

weighted mean 0.0%

D-2

Figure 7 Add sub-elements (Portion of sub-semi-components)

5.4 Data creation for components

Enter data regarding components according to Table 11. (Refer to Figure 8.)

Table 11 Data creation for components

No.	Entry Field	Necessity	Instructions
E-1	Description	Mandatory	Enter the Nidec Mobility article name if specified by Nidec Mobility. Enter the supplier article name if not specified by Nidec Mobility. ¹⁹
E-2	Part/Item No.	Mandatory	Enter the Nidec Mobility item number if specified by Nidec Mobility (e.g. 1234567-8). Enter supplier Item-/Material-Number if not specified by Nidec Mobility. ²⁰
E-3	Preliminary MDS	Unnecessary	Do not check this check box.
E-4	Measured Weight per item	Mandatory	Enter measured weight per item. If not available, enter design weight. ²¹ Select weight unit as 'g' in usual. ²²
E-5	Calculated weight per item	-	Total weight of sub-elements. This value is calculated automatically through the IMDS system.
E-6	Deviation	-	The difference between E-4 "Measured Weight per item" and E-5 "Calculated weight per item." This value is calculated automatically through the IMDS system. The value must not exceed 5 % or less.
E-7	SCIP No.	Optional	Enter SCIP No. if necessary
E-8	SCIP Submission No.	Optional	Enter SCIP Submission No. if necessary
E-9	Production in European Union	Optional	Select Production information from the pull-down menu if necessary ²³
E-10	Article Category	Optional	Enter Article Category if necessary ²⁴
E-11	SVHC Safe Use Instructions Required	Optional	Tick here if SVHC safe use instructions required
E-12	Safe Use Instructions ²⁵	Mandatory	Input is mandatory when E-11 is ticked Enter safe use instructions of SVHC

Note) *****

¹⁹ At the data receiving destination, the name entered before sending the data (J-2. See page 26.) appears in "Description" (E-1).

²⁰ At the data receiving destination, the name entered before sending the data (J-3. See page 26.) appears in "Part/Item No." (E-2).

²¹ DO NOT include the weight of PWB carrier strip, molding part runner.

²² Lower limit weight is 0.000001g. This field can be entered in mg.

²³ If a new component IMDS data is created, "No Data" (default value) is entered.

²⁴ If a new component IMDS data is created, a default Article Category is pre-set in the table.

²⁵ If E-11 is ticked, the field is appearing and can enter it.

Details

Common Information

- Type: Component (own MDS)
- ID / Version: 2000169046 / 2.01
- Node ID: 2000177902
- Node count: 4
- MDS Supplier: NIDEC MOBILITY CORPORATION
- Description: TEST_SOLDER_COMPO_0405
- Part/Item No.: TEST_SOLDER_COMPO_0405
- Preliminary MDS:
- Multi Sourced: No

Dates

- Create Date: 5/20/2021
- Check/Release Date: not available
- Recommendation:

Amounts and Weights

- Measured weight per item: 2.0 g
- Calculated weight per item: 2.0 g
- Deviation: 0.0%

SCIP

- SCIP No.: 7e8c660f-139a-4a4f-b411-de86d789b8fa
- SCIP Submission No.:
- First Submission Date: 4/5/2021
- Last Submission Date: 4/28/2021
- This MDS has been submitted to SCIP by IMDS.
- Production in European Union: EU Imported
- Article Category:

Taric Code	Description Level 1	Description Level 2	Description Level 3	Descriptions Levels 4 - 10
8708999790	Vehicles, ai...	Vehicles ot...	Parts and a...	Other parts and accessories > Other > ...

SVHC Safe Use Instructions Required:

Safe Use Instructions: No need to provide safe use information beyond the identification of the

Figure 8 Component datasheet

5.4.1 Add sub-elements

Enter data regarding sub-components, sub-semi-components or sub-materials added under component according to Table 12. (Refer to Figure 9, Figure 10 and Figure 11.)

Table 12 Entry of (component) sub-elements

No.	Entry Field	Necessity	Instructions
F-1	Quantity	Mandatory	Enter child part quantity.
F-2	Weight	Mandatory	Enter semi-component weight.
F-3	Weight	Mandatory	Enter material weight.

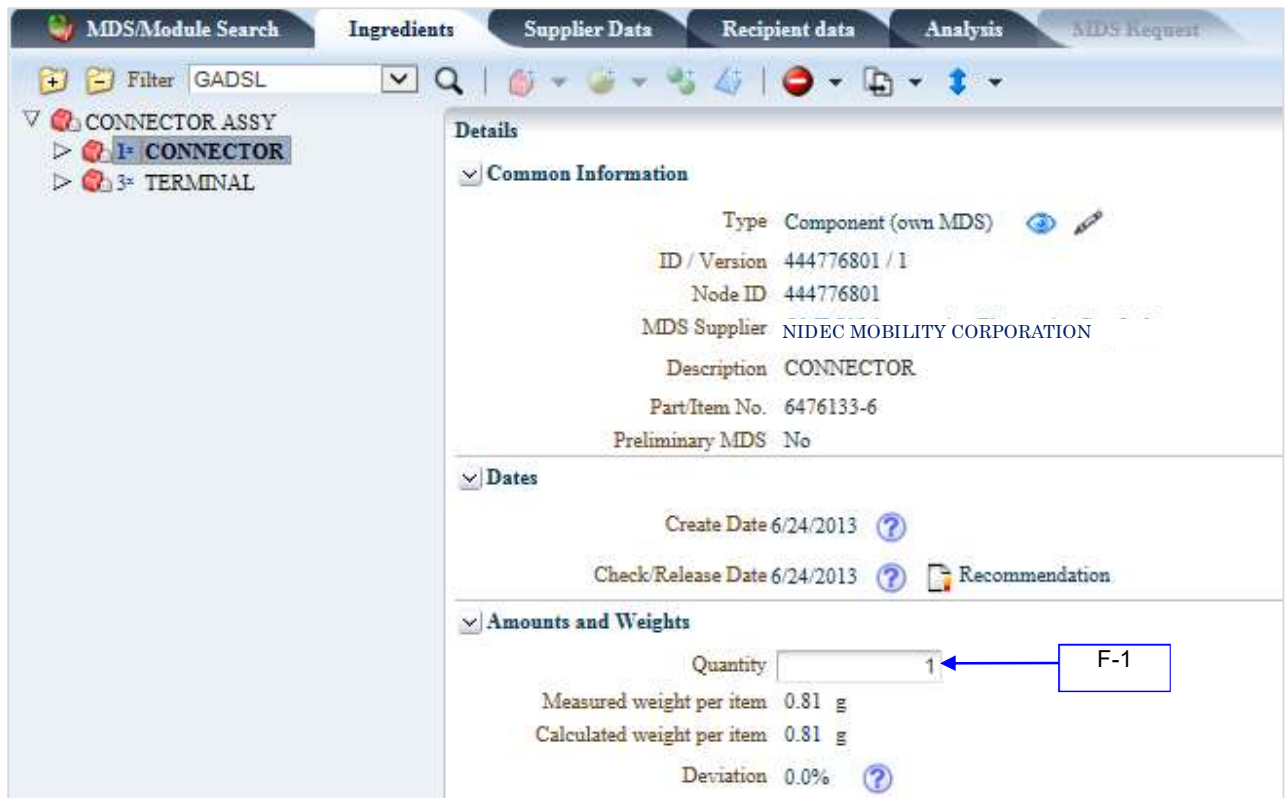


Figure 9 Add sub-elements (Quantity of component)

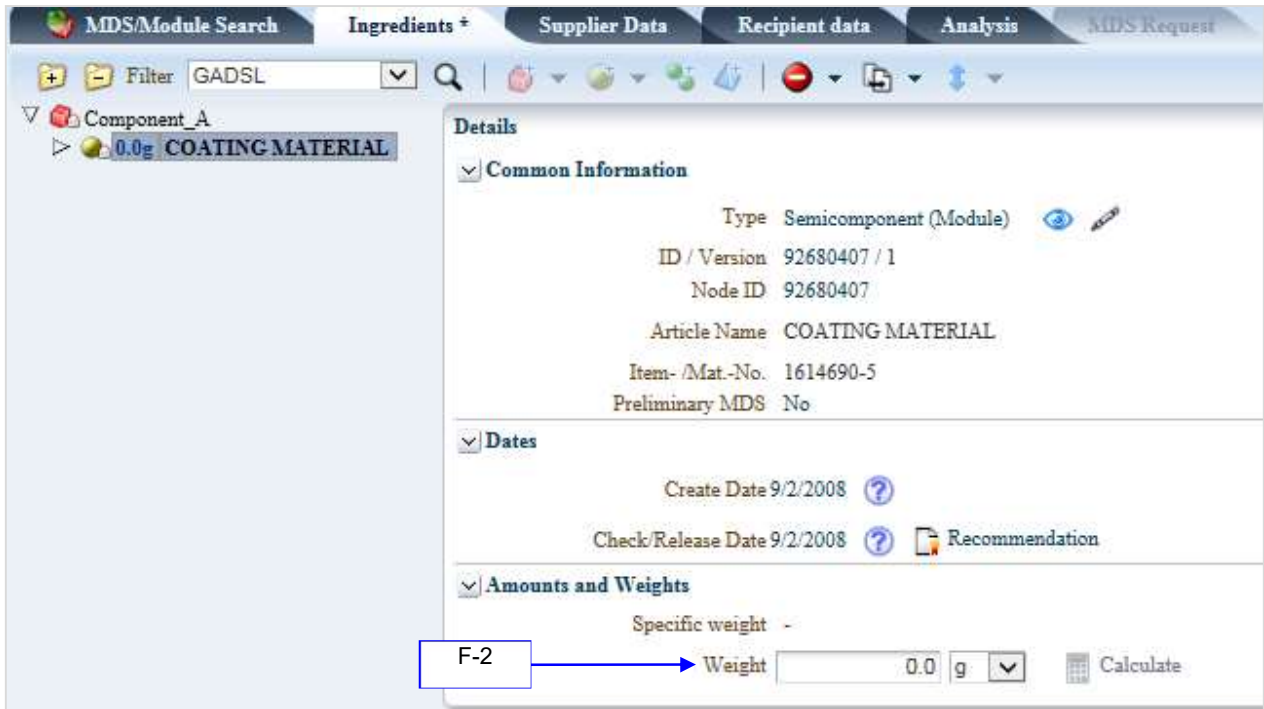


Figure 10 Add sub-elements (Weight of semi-component)

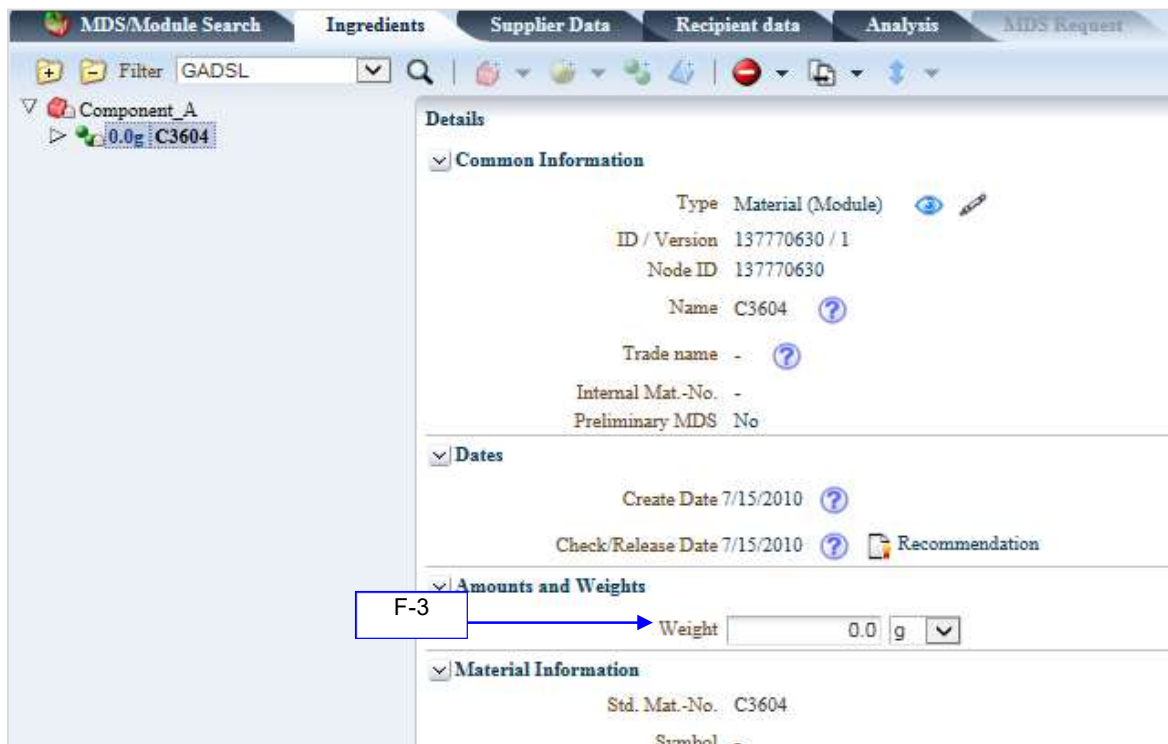


Figure 11 Add sub-elements (Weight of material)

5.4.2 Polymeric part(s) marking

Polymeric part(s) marked details must be reported when polymer materials (classification 5.x) contained in datasheet. Enter data according to Table 13.

Table 13 Entry of polymeric part(s) marking

No.	Entry Field	Necessity	Instructions
G-1	Polymeric part(s) marked	Mandatory	Select the relevant from 'Yes' or 'Not applicable'. Do not select 'No'. ²⁶

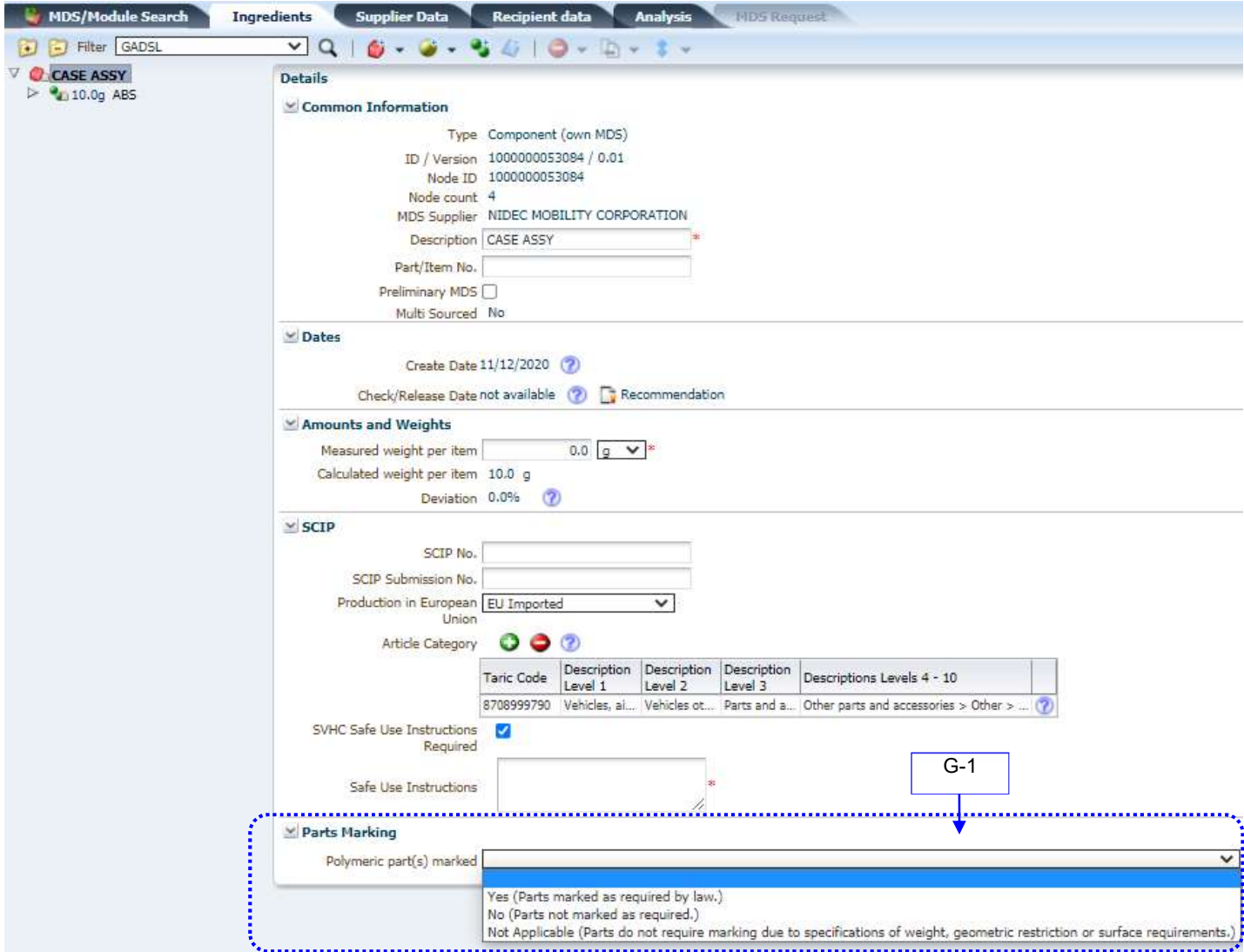


Figure 12 Polymeric part(s) marking

Note) ²⁶ *****
²⁶ If this field is “No,” immediately contact Nidec Mobility’s responsible department that requested you to submit IMDS data.

5.4.4 Application codes

(1) Entry

An application code must be selected when the material containing substances of lead and its compounds, mercury, cadmium, VI chromium and its compounds, nickel or PAHs (Polycyclic Aromatic Hydrocarbons).

Enter data according to Table 14

Table 14 Entry of application codes

No.	Entry Field	Necessity	Instructions
I-1	Application	Mandatory	Select the relevant application code.

The screenshot shows a software interface with several tabs: Material Search, Ingredients, Supplier Data, Recipient data, Analysis, and MDS Request. The 'Ingredients' tab is active, showing details for a component named 'test_Component' with a weight of '2.0g Solder'. The 'Application' section is expanded, showing a table with columns: Basic Substance, % (MIN), % (MAX), and Application [ID]. The table contains one entry for 'Lead' with a minimum and maximum percentage of 37.0000... and an application ID of '8(a) - Lead in solder used in electronic circuit board applications [53]'. A blue dashed box highlights this table, and a callout box labeled 'I-1' points to the 'Application' column header.

Figure 13 Application code

(2) Application codes of lead

Application code of lead was subdivided into several codes.

Refer to Table 15 to select the relevant application code below.

Table 15 Extracted application codes of lead (alloying elements, solders, lead in ceramics)

ID	APPLICATION
3	Alloying element in copper
53	8a) -Lead in solder used in electronic circuit board applications
54	8(b) - Lead in solders in electrical applications other than soldering on electronic circuit boards or on glass
55	8(c) - Lead in finishes on terminals of electrolyte aluminum capacitors
56	8(d) - Lead used in soldering on glass in mass airflow sensors
57	8(e) - Lead in high melting temperature type solders (i.e. lead-based alloys containing 85 % by weight or more lead)
60	8(h) - Lead in solder to attach heat spreaders to the heat sink in power semiconductor assemblies
61	8(i) - Lead in solders in electrical glazing applications on glass except for soldering in laminated glazing
62	8(j) - Lead in solders for soldering of laminated glazing
63	10(a) - Electrical and electronic components which contain lead in a glass or ceramic, in a glass or ceramic matrix compound, in a glass-ceramic material, or in a glass-ceramic matrix compound. This exemption does not cover the use of lead in: -glass in bulbs and glaze of spark plugs, - dielectric ceramic materials of components listed under 10(b), 10(c) and 10(d).
64	10(b) - Lead in PZT based dielectric ceramic materials of capacitors being part of integrated circuits or discrete semiconductors
65	10(c) - Lead in dielectric ceramic materials of capacitors with a rated voltage of less than 125 VAC or 250 VDC
66	10(d) - Lead in the dielectric ceramic materials of capacitors compensating the temperature-related deviations of sensors in ultrasonic sonar systems
67	8f) (a) - Lead in compliant pin connector systems
68	8f) (b) - Lead in compliant pin connector systems other than the mating area of vehicle harness connectors
69	1(a) - Steel for machining purposes and batch hot dip galvanized steel components containing up to 0.35 % lead by weight
70	1(b) - Continuously galvanized steel sheet
71	2(a), (b), (c)(i) - Alloying element in aluminum for machining purposes

ID	APPLICATION
72	2(c)(ii) - Recycled aluminum alloy containing unintentionally added lead
75	8(g)(i) - Lead in solders to complete a viable electrical connection between semiconductor die and carrier within integrated circuit flip chip packages
76	8(g)(ii-i) - Lead in solders to complete a viable electrical connection between the semiconductor die and the carrier within integrated circuit flip chip packages where that electrical connection consists of a semiconductor technology node of 90 nm or larger
77	8(g)(ii-ii) - Lead in solders to complete a viable electrical connection between the semiconductor die and the carrier within integrated circuit flip chip packages where that electrical connection consists of a single die of 300 mm ² or larger in any semiconductor technology node
78	8(g)(ii-iii) - Lead in solders to complete a viable electrical connection between the semiconductor die and the carrier within integrated circuit flip chip packages where that electrical connection consists of stacked die packages with dies of 300 mm ² or larger, or silicon interposers of 300 mm ² or larger
79	8(k) - Soldering of heating applications with 0,5A or more of heat current per related solder joint to single panes of laminated glazings not exceeding wall thickness of 2,1 mm. This exemption does not cover soldering to contacts embedded in the intermediate polymer

5.5 Multi-Sourcing

When you use different suppliers, ingredients, or weights, you can create Multi-Source Components.

5.5.1 Create Multi-Source data

Enter data according to Table 16.

Table 16 Create Multi-Source data

No.	Entry Field	Necessity	Instructions
L-1	Convert to Multi Sourced	Mandatory	Select "Convert to Multi Sourced" in the upper IMDS data.
L-2	Preferred	Mandatory	Check "Preferred" to the IMDS data of mainly used

The figure illustrates the steps to create multi-source data in the software. It shows a tree view of components under 'Maruti_Component_Test'. A context menu is open over a component, with 'Convert to Multi Sourced' highlighted. A confirmation dialog box asks 'Are you sure you want to convert this component to a Multi Sourced component?' with 'Yes' and 'No' buttons. The final view shows the component's MDS data, where the 'Preferred' checkbox is checked.

MDS - MATERIAL DATA SYSTEM

Are you sure you want to convert this component to a Multi Sourced component?

Yes No

Maruti_Component_Test

- 1x Maruti_Component_1
 - 1.0g SUY-0 (Soft magnetic iron)
 - 0.0005g Ep-Cu
 - 0.0005g Ep-Ni
- 1x Maruti_Component_2
 - 1.1g Iron Silicon Steel (Type 1)
 - 0.0006g Ep-Cu
 - 0.0005g Ep-Ni

Maruti_Component_1

NODE ID: 123230333

Description: Maruti_Component_1

Part/Item No.: -

Preliminary MDS: No

Multi Sourced: No

Preferred:

Dates

Create Date: 6/22/2023

Check/Release Date: not available

Recommendation

Figure 14 Create Multi-Source data

5.5.2 The mass deviation

The Deviation between the measured weight of the preferred alternative and each other alternative must not exceed the defined values in the Table 17

Table 17 The mass deviation

Weight of preferred alternative	Max. deviation in %
$X < 1\text{g}$	100%
$1\text{g} \leq X < 100\text{g}$	10%
$100\text{g} \leq X < 1\text{kg}$	5%
$1\text{kg} \leq X < 10\text{kg}$	2%
$10\text{kg} \leq X < 100\text{kg}$	1%
$X \geq 100\text{kg}$	0.5%

6. Recipient data

The organization unit names and company IDs of Nidec Mobility in IMDS are listed below. Submit data to the company ID informed²⁷. (Refer to Figure 15.)

Table 18 List of company IDs

Company name	Org.Unit name in IMDS	Company ID
NIDEC MOBILITY CORPORATION (Japan)	NIDEC MOBILITY CORPORATION(Japan)	113822
NIDEC MOBILITY (Guangzhou) CORPORATION (China)	NIDEC MOBILITY (Guangzhou) CORPORATION	117059
NIDEC MOBILITY (DALIAN) CORPORATION (China)	NIDEC MOBILITY (DALIAN) CORPORATION	240422
NIDEC MOBILITY (THAILAND) CO., LTD. (Thailand)	NIDEC MOBILITY (THAILAND) Co., Ltd.	117060
NIDEC MOBILITY AMERICA CORPORATION (U.S.A)	NIDEC MOBILITY AMERICA CORPORATION	117057
NIDEC MOBILITY CANADA CORPORATION (Canada)	NIDEC MOBILITY CANADA CORPORATION	117056
NIDEC MOBILITY KOREA CORPORATION (Korea)	NIDEC MOBILITY KOREA CORPORATION	117058
NIDEC MOBILITY INDIA Pvt Ltd. (India)	NIDEC MOBILITY INDIA Pvt Ltd.	117082
NIDEC MOBILITY MEXICO S. de R.L.de C.V. (Mexico)	NIDEC MOBILITY MEXICO S. de R.L.de C.V.	117061
NIDEC MOBILITY BRAZIL LTDA. (Brazil)	NIDEC MOBILITY BRAZIL LTDA.	56548
NIDEC MOBILITY VIETNAM CO., LTD. (Vietnam)	NIDEC MOBILITY VIET NAM CO., LTD	228983
PT NIDEC MOBILITY INDONESIA (Indonesia)	PT NIDEC MOBILITY Indonesia	229332

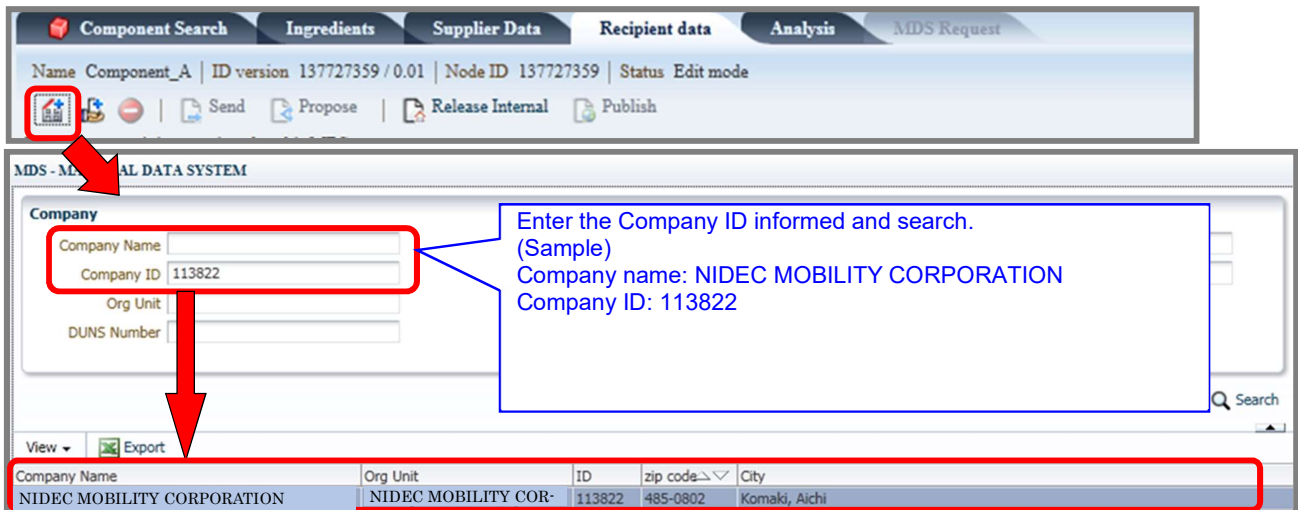


Figure 15 Add a recipient

Note) *****
²⁷ Do not send data to "NIDEC MOBILITY CORPORATION" (Company ID: 14436).

NIDEC MOBILITY CORPORATION

6.1 Recipient data for datasheet submission

Enter recipient data according to Table 19.

Table 19 Entry of recipient data

No.	Entry Field	Necessity	Instructions
J-1	Supplier Code	Optional	Enter supplier code.
J-2	Name	Mandatory	Enter informed article name, Nidec Mobility material name or part name.
J-3	Part/Item No.	Mandatory	Enter informed article number or Nidec Mobility Part No. Note: Do not include revision level of Nidec Mobility Part No. in this field.
J-4	Legacy Spare Part	Unnecessary	Do not tick this check box.
J-5	Forwarding allowed	Mandatory	Accept the forwarding allowed.
J-6	Drawing No.	Optional	—
J-7	Drawing dated	Optional	—
J-8	Drawing Change Level	Optional	—
J-9	Purchase Order No.	Optional	—
J-10	Bill of Delivery No.	Optional	—
J-11	Report No.	Mandatory	If the revision level exists, enter the revision level of Nidec Mobility Part No. ²⁸
		Unnecessary	If the revision level doesn't exist, leave the column blank.
J-12	Date of Report	Optional	Enter date of report. (MM/DD/YYYY)

Note) *****

²⁸ When an investigating part and its drawing have their own revision levels, enter the part's revision level.

Name Component_A | ID version 145363729 / 0.01 | Node ID 145363729 | Status Edit mode

Send Propose Release Internal Publish

NIDEC MOBILITY CORPORATION (Japan)[113822] Edit mode

Details

Transfer Information

Company NIDEC MOBILITY CORPORATION(Japan)[113822]
Organisation unit -
Recip. Status edit mode

J-1 → Supplier Code ?

J-2 → Name

J-3 → Part/Item No. ?

J-4 → Legacy Spare Part ?

Transmission/Check Date not available

J-5 → Forwarding allowed

Drawing

J-6 → Drawing No.

J-7 → Drawing dated ?

J-8 → Drawing Change Level ?

Purchase Order

J-9 → Purchase Order No.

J-10 → Bill of Delivery No.

Report

J-11 → Report No.

J-12 → Date of Report ?

Figure 16 Entry of Recipient Data

7. Contacts for inquiries concerning the IMDS

If you have questions concerning this manual and our IMDS submission requests, please contact the contact persons in Table 20 via e-mail or telephone.

Table 20 List of contacts

Department	E-mail	Telephone
NIDEC MOBILITY CORPORATION (Japan)		
Quality Planning Department	NMOJ-ML-RCS-request@nidec.com	(+81)568-78-6504
NIDEC MOBILITY (Guangzhou) CORPORATION (China) NIDEC MOBILITY (DALIAN) CORPORATION (China)		
Quality Assurance Dept.	NMOG-ML-IMDS@nidec.com	(+86)20-82075333-343
NIDEC MOBILITY (THAILAND) CO., LTD. (Thailand)		
Quality Assurance Dept.	NMOT-ML-IMDS@nidec.com	(+66)35-227169-74
NIDEC MOBILITY AMERICA CORPORATION (U.S.A.) NIDEC MOBILITY CANADA CORPORATION (Canada) NIDEC MOBILITY MEXICO S. de R.L.de C.V. (Mexico)		
Engineering Dept.	NMOC-ML-IMDS@nidec.com	(+1)905-829-0143
NIDEC MOBILITY KOREA CORPORATION (Korea)		
R&D Center R&D Planning Dept. Team	NMOK-ML-IMDS@nidec.com	(+82)2-850-5789
NIDEC MOBILITY INDIA Pvt Ltd. (India)		
QA Dept.	NMOI-ML-IMDS@nidec.com	(+91)124-4806500
NIDEC MOBILITY BRAZIL LTDA. (Brazil)		
Product Engineer/ Electronic	NMOB-ML-IMDS@nidec.com	(+55)19-3517-6952
NIDEC MOBILITY VIETNAM CO., LTD.(Vietnam)		
Logistic & SCM	NMOV-ML-IMDS@nidec.com	(+84)936-414-906
PT NIDEC MOBILITY INDONESIA(Indonesia)		
QA Section SPV	NMON-ML-IMDS@nidec.com	(+62)21-2808-7288

8. **Change supplier information**

If the person in charge, e-mail address, IMDS ID, etc., are changed, please download "Registration/Update Form for Product Chemical Substance Investigation" from our company HP and send it to us.

9. **Revision of this manual**

This manual may be revised with the modification of the IMDS system and its management at Nidec Mobility. Notification will be made to suppliers for every such revision.

You can also find this manual on our website Please download the latest version for reference.

URL: <https://www.nidec.com/en/nidec-mobility/corporate/procurement/environment/>

Appendix 1 List of reasons for rejection

Rejection Code	Entry Field	Reason for Rejection	How to Correct
General			
K-1	Tree structure	Not meet IMDS Recommendations.	Follow IMDS Recommendations.
K-2	BOM	BOM does not match the drawing.	Check the drawing and correct it.
K-3	Disclosing data	IMDS Steering Committee disclosing data is not the latest version.	Change the data to the latest version.
K-4	Warning message	Warning is not acceptable.	Correct the data so that a warning will not be issued. Details will be notified later.
K-5	IMDS ID	Part Number has existing IMDS data (IMDS ID).	Update existing IMDS data
Material information			
A-0a	Homogeneous material	Not registered per homogeneous material.	Register information per homogeneous material (see Article 1.1, Annex I, IMDS 001).
A-0b	Material	The material does not match the one described on the drawing.	Delete the data or correct the data to the correct material.
A-1	Name	The name is incorrect.	Enter the name specified in norms/standards or IMDS Recommendations.
A-2	Trade name	The trade name and material grade	Do not enter the trade name and material grade. Please delete it.
A-3	Internal Mat.-No.	The trade name and material grade	Do not enter the trade name and material grade. Please delete it.
A-4	Preliminary MDS	The checkbox is checked.	Uncheck the checkbox.
A-5	Std. Mat.-No.	No information has been entered, or the entered information is incorrect.	Enter the name specified in norm/standards. If not specified in norms/standards, it is not necessary to enter information. For materials classified to 'classification 1.x' or 'classification 3.1, 3.2', enter either 'Not Applicable' or 'N/A'.
A-6	Symbol	No information has been entered, or the entered information is incorrect.	Enter the name specified in norm/standards.

Rejection Code	Entry Field	Reason for Rejection	How to Correct
A-7	Classification	The classification does not match the containing chemical substances.	Select the classification according to IMDS Recommendations 001, Section 3.3.1.
		A classification specified not to use in Section 4.3.1 of Nidec Mobility IMDS Data Entry Manual (AQP-SP04-31) has been entered.	Change the classification that can be used.
A-8	SCIP Material Category	—	—
A-9	Additional Material Characteristics	—	—
A-10	Norms/Standards	No information has been entered, or the entered information is incorrect.	Enter the name specified in norm/standards. If not specified in norms/standards, it is not necessary to enter information.
A-11	Supplier	Information other than the manufacturer name producing materials and parts cannot be entered.	Correct or delete the information.
A-12	Remark	Information other than comments about materials cannot be entered.	Correct or delete the information.
H-1	Does the material contain recycle?	No information has been entered, or the selected information is incorrect.	Select the correct information.
H-2	Content of inorganic or fossil based material	No information has been entered, or the percentage is above the allowable range.	Enter the correct portion.
H-3	Content of bio-based material	No information has been entered, or the percentage is above the allowable range.	Enter the correct portion.
H-4	Other content for circular materials	No information	Enter the correct portion.
Chemical substance			
B-0a	Chemical substance	Prohibited substance found	Check for contained prohibited substances in a final product, and check the portion. -If there are prohibited substances:

Rejection Code	Entry Field	Reason for Rejection	How to Correct
			Check the purpose of use, and contact the person who requested for survey. -If there are no prohibited substances: Delete or correct the target substance(s).
B-0b	Chemical substance	Only one substance found under the polymer material (with classification 5.X)	Include at least two chemical substances.
B-1	Confidential	The content of Jokers/Wildcards exceeds 10 % for one material.	Enter 10 % or less for one material.
B-2	Portion	Allowable range is incorrect.	Enter the correct portion. Allowable range (X=minimum, Y=maximum) The unit is %. $0 \leq X \leq 7.5$ $Y - X \leq X \leq 3$ $7.5 < X \leq 20$ $Y - X \leq X \leq 5$ $20 < X \leq 100$ $Y - X \leq X \leq 10$
B-3	Chemical presence type	The containing substance exceeds more than 0.1 %.(This substance generally vaporizes at a production process or changes to other substance; therefore, normally this substance does not remain in the final product)	Report the portion in the final product.
B-4	Chemical substance	Hidden substances are entered	Change to active chemical substances.
Semi-component			
C-0	Semi-component	The target part is not a semi-component.	Change the data type to component or material.
C-1	Article Name	Entered article name is incorrect.	- Change the entered article name to Nidec Mobility part name specified upon request. - If there is no specified name, enter the general name (excluding product name and manufacturer's part number).

Rejection Code	Entry Field	Reason for Rejection	How to Correct
C-2	Item/Material No.	Entered item/material no. is incorrect.	- Enter Nidec Mobility part number specified upon request. - If there is no specified number, enter any symbol (excluding blank/product code and manufacturer's part number).
C-3	Preliminary MDS	The checkbox is checked.	Uncheck the checkbox.
C-4	Specific weight	The entered information is incorrect.	Enter the correct weight and unit.
D-1	Portion	Allowable range is incorrect.	Enter the correct portion. Allowable range (X=minimum, Y=maximum) The unit is %. $0 \leq X \leq 100$ $Y - X \leq 20$
D-2	Portion	Allowable range is incorrect.	Enter the correct portion. Allowable range (X=minimum, Y=maximum) The unit is %. $0 \leq X \leq 100$ $Y - X \leq 20$
Component			
E-0	Component	The target part is not a component.	Change the data type to material or semi-component.
E-1	Description	The entered information is incorrect.	- Change the description to Nidec Mobility part name specified upon request. - If this is a sub-component without a name specified by Nidec Mobility, enter the part format name (e.g. CASE, BRACKET), and do not enter the product name or manufacturer's part number.
E-2	Part/Item No.	The entered information is incorrect.	- Change the description to Nidec Mobility part name specified upon request. - If this is a sub-component that is not specified by Nidec Mobility, enter any symbol. (Do not leave the field blank or do not enter the trade name and material grade).
E-3	Preliminary MDS	The checkbox is checked.	Uncheck the checkbox.

Rejection Code	Entry Field	Reason for Rejection	How to Correct
E-4	Measured weight per item	The entered information is incorrect.	Enter the correct weight.
E-6	Deviation	The automatically calculated deviation exceeds 5 %.	Correct the value to 5 % or less.
E-7	SCIP No.	—	—
E-8	SCIP Submission No.	—	—
E-9	Production in European Union	—	—
E-10	Article Category	—	—
E-11	SVHC Safe Use Instructions Required	—	—
E-12	Safe Use Instructions	—	—
F-1	Quantity	The number of sub-components does not match the one described on the drawing.	Enter the number described on the drawing.
F-2	Weight (Semi-component)	The entered information is incorrect.	Enter the correct weight.
F-3	Weight (Material)	The entered information is incorrect.	Enter the correct weight.
G-1	Polymeric part(s) marked	No information has been entered, or the selected information is incorrect.	Select the correct information.
Application code			
I-1a	Application	Not answered or wrong selection	Select the correct answer.
I-1b	Application	The application code that has passed the deadline of a restriction exemption has been selected.	Select available application code.
Recipient data			
J-0	Recipient ID	The data was sent to wrong company.	Re-send data to the company ID specified upon request. Delete the data sent to a wrong company ID.
J-1	Supplier Code	Does not meet Section 4.1 of Nidec Mobility IMDS Data Entry Manual (AQP-SP04-31)	Follow Section 4.1 of Nidec Mobility IMDS Data Entry Manual (AQP-SP04-31).

Rejection Code	Entry Field	Reason for Rejection	How to Correct
J-2	Name	The entered information is incorrect.	Change the name to the one specified by our company upon request.
J-3	Part/Item No.	The entered information is incorrect.	Change the number to the one specified by our company upon request.
J-4	Legacy Spare Part	The checkbox is checked.	Uncheck the checkbox.
J-5	Forwarding allowed	Unchecked	Check the checkbox.
J-6	Drawing No.	Does not meet Section 4.1 of Nidec Mobility IMDS Data Entry Manual (AQP-SP04-31)	Follow Section 4.1 of Nidec Mobility IMDS Data Entry Manual (AQP-SP04-31).
J-7	Drawing dated	Does not meet Section 4.1 of Nidec Mobility IMDS Data Entry Manual (AQP-SP04-31)	Follow Section 4.1 of Nidec Mobility IMDS Data Entry Manual (AQP-SP04-31).
J-8	Drawing Change Level	Does not meet Section 4.1 of Nidec Mobility IMDS Data Entry Manual (AQP-SP04-31)	Follow Section 4.1 of Nidec Mobility IMDS Data Entry Manual (AQP-SP04-31).
J-9	Purchase Order No.	Does not meet Section 4.1 of Nidec Mobility IMDS Data Entry Manual (AQP-SP04-31)	Follow Section 4.1 of Nidec Mobility IMDS Data Entry Manual (AQP-SP04-31).
J-10	Bill of Delivery No.	Does not meet Section 4.1 of Nidec Mobility IMDS Data Entry Manual (AQP-SP04-31)	Follow Section 4.1 of Nidec Mobility IMDS Data Entry Manual (AQP-SP04-31).
J-11	Report No.	Revision level is missing or the entered revision level is incorrect.	- Enter revision level or correct the entered revision level. - If there is no revision level, delete it.
J-12	Date of Report	Does not meet Section 4.1 of Nidec Mobility IMDS Data Entry Manual (AQP-SP04-31)	Follow Section 4.1 of Nidec Mobility IMDS Data Entry Manual (AQP-SP04-31).

Revision history

Rev	Item	History of Enactment / Revision (Reason and areas of revision)
A	-	New Release
B	Chapter 3	Added Definition of terms
	Section 4.2	Deleted "Definition of necessity for entry" (Aggregated Chapter 3)
	Table 3	Added "Category"
	Table 5	Change some "Necessity" and "Instructions".
	Table 15	Reflect the changes of application code
	Table 18	Change E-mail
	Chapter 8	Change website URL
C	Cover	Added cover
	All	Changed screen image of IMDS release 13.0
	Section 1	Added Vietnam and Indonesia to the list of affiliated companies
	Table 3	Added requirements
	Table 4	Changed material classification disabled in IMDS Release 13.0 to " Cannot be used."
	Table 5	Added A-8 and A-9, changed input necessity and input contents of A-10
	Table 10 Table 16 Table 18	Added E-7 to E-12 Added Vietnam and Indonesia
D	Section 1	Added China(DALIAN) to the list of affiliated companies
	Table 16	Added China(DALIAN)
	Table 18	Added China(DALIAN), Change department and Telephone (India)
E	All	Changed screen image of IMDS release 14.0
	Section 4.2	Added attention for Existing IMDS data update
	Section 4.4	Changed reference
	Section 5.2.3	Added Data creation for including circular materials
	Section 5.4.3	Deleted Recycle information and included it for 5.2.3
	Section 5.5	Added Multi-Sourcing
	Chapter 8	Added Change supplier information
	Appendix1	Added AQP-SP04-31-1List of Reasons for Rejection as Appendix1 Added K-5, H-4 Changed H-2, H-3